



POWER TRANSMISSION BELTING



 **Jason
Industrial Inc.**[®]
A **MEGADYNE GROUP** CO.

POWER TRANSMISSION BELTING

Jason Industrial[®] is a Megadyne Group company that manufactures and delivers a comprehensive inventory of rubber and polyurethane synchronous belts, rubber v-belts, industrial hose and couplings, plus hardware to the industrial community worldwide.

When extraordinary needs require specialized components, we will work with you from prototype to production, creating custom solutions that suit your unique application.

As a Jason customer, you can feel confident in the quality and integrity of our products, the speed and efficiency at which they are delivered, and the expertise and customer focus that our local representatives are committed to providing.

Jason's corporate headquarters are based in Fairfield, New Jersey. Our distribution center is located just outside of Chicago, Illinois, with additional corporate offices in Canada, Mexico and Brazil, as well as manufacturing, warehousing and distribution centers in cities across the globe.

Welcome to Jason...the first name in mechanical rubber and urethane products that power industry forward.

 **Jason
Industrial Inc.**[®]
A MEGADYNE GROUP CO.



TABLE OF CONTENTS



TYPE	BELT SERIES	PAGE	
RUBBER V-BELTS	Drive Belt Nomenclature	3	
	Fractional Horsepower (FHP)	3L	4
	UniMatch® Classical Multi-Plus®	A, B, C, D, E	5-7
	UniMatch® Cogged Raw Edge Classical	AX, BX, CX	8-9
	UniMatch® Deep Wedge V-Belt	3V, 5V, 8V	10
	UniMatch® Cogged Raw Edge Deep Wedge	3VX, 5VX	11
	UniMatch® SP Series Metric V-Belt	SPZ, SPA, SPB, SPC	12-14
	Accu-Link® - Detachable Tab Type Link V-Belt	3L, A, B, C, CC	15
	Open-End V-Belt	3L/O, A, B, C	16
	Double Classical V-Belt	AA, BB, CC	17-18
Double Classical V-Belt for Poultry Industry	AA, BB	18	
UNIMATCH® BANDED V-BELTS	UniMatch® Banded Classical V-Belt	RB, RC, RD	19-20
	UniMatch® Banded Deep Wedge V-Belt	R3V, R5V, R8V	21-22
	UniMatch® Banded Cogged Raw Edge Deep Wedge V-Belt	R3VX, R5VX	23-24
LAWN & GARDEN	MXV™ Super Duty V - Clutching Fabric/Aramid Cord	MXV3, MXV4, MXV5	25-26
VARIABLE SPEED	Variable Speed - North American	ARPM Standard Sizes	27-29
	Metric ISO	R1604 Standards	29
	European Metric		30
	Asymmetrical for Schlafhorst Open End Spinning Machines		30
	Variable Speed for Eurodrive Units		30
MULTI-RIB	Multi-Rib V-Belts	J, L, M	31-32
MISCELLANEOUS	Jason Flat Belt - Endless Woven	Type 400	33
	Neoflex 60° Wide Rubber Angle V-Belt	7M	33
HIGH HORSEPOWER SYNCHRONOUS BELTS	Standard Timing Belt & Cotton Cleaner	XL, L, H, XH, XXH, CCB	34-36
	Double Sided Timing	DXL, DL, DH	37-38
	HTB® Synchronous	3M, 5M, 8M, 14M	39-41
	Dual HTB® Synchronous	D5M, D8M, D14M	42-43
	Tiger Synchronous	8MT, 14MT	44
	Isoran® RPP® Silver	5MS, 8MS, 14MS	45
	Isoran® RPP® Gold	8MG, 14MG	46
	Isoran® RPC Platinum	PLT8M, PLT14M	47-48
	Megapaint Silicone Free Synchronous	PNT8M	49
	Open-End - Timing & HTB®	LXL, LL, LH, LXH, L8M, L14M, DLL, DLH, DL8M	50
Rubber Special Constructions		51	
POLYURETHANE	Megapower® Polyurethane Endless (Thermoset)	T2, T2.5, T5, T10, T2.5DL, T5DL, T10DL AT3, AT5, AT10, MXL, XL, L, H	52-54
	Megalinear® Polyurethane Open-End Timing (Thermoplastic)	MTD3M, MTD5M, MTD8M, MTD14M RPP5M, RPP8M, RPP14M TG5 K6, TG10 K6, TG10 K13, TG20 K13 ATG10 K13, ATG20 K13, HG K13 MXL, XL, L, H, XH, T2.5, T5, T10, T20, AT3, AT5, AT10, AT20 STD 5M, STD 8M, P1, P2, P4	55-57
	Megaflex® Polyurethane Truly Endless Timing (Thermoplastic)	T5, T10, T20, T5DL, T10DL, T20DL AT5, AT10, AT20, AT5DL, AT10DL, AT20DL RPP5, RPP8, RPP14, RPP5DL, RPP8DL, RPP14DL XL, L, H, XH, XLDL, LDL, HDL, XHDL MTD8M, P2, ATG10, ATG10K13	58-59



TABLE OF CONTENTS

TYPE	BELT SERIES	PAGE	
POLYURETHANE	Polyurethane Special Belts	Special Backings, Fabrics, Profiles, Pitches, Widths	60
	Polyurethane Special Constructions	Special Coatings, Profiles, Pitches	61
	Megarib® Polyurethane Endless Multi-Rib V-Belt	J, H, TB2	62
	Megablue Food Grade Positive Drive Belt (Thermoplastic)	MB10, MB10K, MB20, MB20K	63-64
	Megaflat® Polyurethane & Rubber Endless Flat	P O, P 102, P 108, P 110, P 120, P 155, S 110	65
	VAR (Vee and Round) Urethane Belting	Round, Vee, Super Grip Backing, Dual, Ridgetop	66
	Polyurethane Pulleys, Clamping Plates & Bar Stock	Metric, Standard, RPP® & HTD®	67
	Glossary of Polyurethane Terms		68
PULLEYS & BUSHINGS	Jason Pulleys & Bushings - Light & Heavy Duty, Variable Pitch, AL (Blower), QD, Synchronous, Made to Order		69-70
V-BELT ACCESSORIES	Belt Measurer - 110"	P/N - 32-9108	71
	Tension Tester Gauge	P/N - TESTER	71
	Sheave Gauge	P/N - G001	71
	V-Belt Display	P/N - WFD-42	71
	V-Belt Wall Rack	P/N - WHD-7	71
TECHNICAL DATA	Belt Tensioning Instructions	Timing, Multi-Rib, V-Belts (Classical, Deep Wedge, Cogged Raw Edge Deep Wedge)	72
	Simplified Tensioning for Isoran® Belts	HTB®, Tiger, Silver, Gold, Platinum	73
	ARPM Sheave Dimensional Information	A, B, C, AX, BX, CX, AA, BB, CC 3V, 5V, 8V, 3VX, 5VX	74-77
	Belt Wear/Failure Recognition		78
	Synchronous Belt Cross-Reference		78
	Belt Drive Data Sheet		79
	Terms, Conditions and Limited Warranty of Sale		80

The following trademarks have been registered in the United States Patent and Trademark Office by their owner, Jason Industrial Inc. - HTB®, Tiger Belts®

RPP® is a registered trademark of Carlisle Power Transmission Products Inc.

Poly Chain®, PCGT®, HTD®, PowerGrip® and GT® are registered trademarks of the Gates Corporation.

Isoran® is a registered trademark of Dayco Europe S.R.L.

Kevlar® is a registered trademark of DuPont.

Alligator® is a registered trademark of Flexco.

Flexonic® is a registered trademark of Hutchinson.

DRIVE BELT NOMENCLATURE



V-Belt Type	Numbered By	Part Number	Outside Length
Fractional HP	Effective Length	4L500	50"
Classical Multi-Plus	Standard Length Designation	A48	50"
Fractional HP	Effective Length	5L500	50"
Classical Multi-Plus	Standard Length Designation	B47	50"
Classical Cogged	Standard Length Designation	AX48	50"
Narrow Deep Wedge	Effective Length	5VX500	50"

LENGTH

WIDTH/HEIGHT

CONSTRUCTION

NOTE: Length information values in the above table are approximate. Industry standards require that to properly measure a belt, it must be installed on a fixture with two pulleys of prescribed dimension and tensioned to a specific value. Accurate values cannot be measured by hand on a free length of belt.

LIGHT DUTY
Fractional HP

Profile	Top Width	Bottom Width	Height	Angle
3L	0.38"	0.38"	0.22"	40°
4L	0.50"	0.50"	0.31"	40°
5L	0.66"	0.66"	0.41"	40°

CLASSICAL HEAVY DUTY
Jason Multi-Plus® - UniMatch®

Profile	Top Width	Bottom Width	Height	Angle
A	0.50"	0.50"	0.31"	40°
B	0.66"	0.66"	0.41"	40°
C	0.88"	0.88"	0.53"	40°
D	1.25"	1.25"	0.75"	40°
E	1.50"	1.50"	1.00"	40°

MOLDED COGGED
Cogged allows smaller pulleys. Better heat dissipation.

Profile	Top Width	Bottom Width	Height	Angle
AX	0.50"	0.50"	0.31"	40°
BX	0.66"	0.66"	0.41"	40°
CX	0.88"	0.88"	0.53"	40°

WEDGE
Narrower, deeper profile with higher power capability than classical v-belt. Allows for smaller, more compact drives.

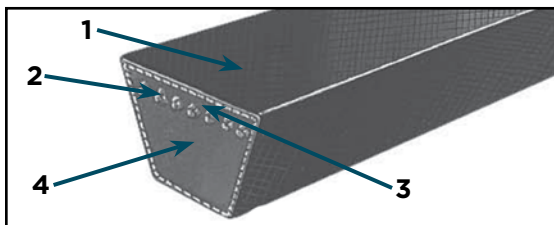
Profile	Top Width	Bottom Width	Height	Angle
3V	0.38"	0.38"	0.31"	38°
5V	0.63"	0.63"	0.53"	38°
8V	1.00"	1.00"	0.88"	38°

WEDGE COGGED
Same properties of Wedge. Cogged for greater flexibility and heat dissipation. Raw Edge Sidewalls (no fabric cover) prevent slippage.

Profile	Top Width	Bottom Width	Height	Angle
3VX	0.38"	0.38"	0.31"	38°
5VX	0.63"	0.63"	0.53"	38°

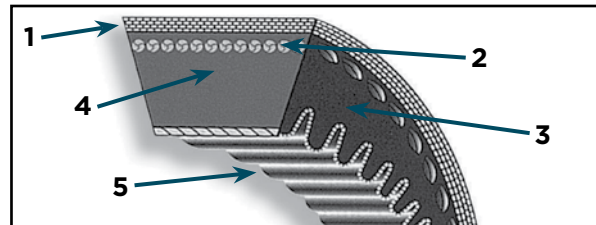
BELT SIZE DIMENSIONS IN THIS PUBLICATION ARE NOMINAL.

WRAPPED V-BELT



- 1. Cover - Rubberized Fabric**
 - Flexible, non-cracking, smooth running for long life
 - Oil, heat & abrasion resistant
- 2. Load Section - Polyester Cords**
 - Positioned to take tension in both FHP & Classical applications
 - Chemically treated, then fused prevents separation
- 3. Load Carrying Section**
 - Special compound to resist stretch & fatigue
- 4. Compression Section**
 - Elastomer resists compression fatigue
 - Dissipates internal heat build-up
 - Provides firm lateral pressure against groove sidewall and distributes the load to cords


RAW EDGE V-BELT



- 1. Top Fabric**
 - Provides heat and oil resistance
- 2. Load Section - Polyester Cords**
 - Provides uniform distribution of load
- 3. Raw Edge Sidewalls**
 - Increases grip
 - Improved efficiency through reduced slippage
- 4. Compression Section**
 - Elastomer resists compression fatigue
 - Dissipates internal heat build-up
 - Provides firm lateral pressure against groove sidewall and distributes the load to cords
- 5. Precision Molded Cogs**
 - Provide flexibility and aid in heat dissipation



V-BELTS



Fractional Horsepower (FHP) V-Belts - 3L Section

Fractional Horsepower (FHP) V-Belts are ideal for HVAC equipment, appliances, outdoor power equipment, lawn & garden, and various industrial applications. Generally, 3L FHP belts are used individually on drives of 1 horsepower or less.

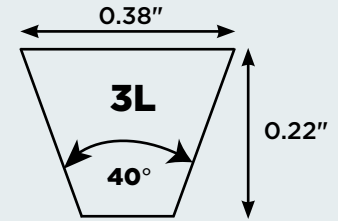
PART NUMBER DESIGNATION

3L130

3 = belt top width in increments of one-eighth inch = 3/8

L = Light Duty (FHP)

130 = outside length in tenths of an inch = 13



Features & Benefits

- **Oil & Heat Resistant** - Durability in tough environments
- **Flexibility** - Ideal for use with backside idlers
- **Static Dissipating** - Safe operation in potentially dangerous atmosphere

Construction

Compound - Natural rubber/SBR

Cord - Polyester

Cover - Cotton/polyester blend

Applications - HVAC Equipment, Lawn & Garden, Appliances, General Industry

Engineering Standards - Conforms to RMA standard IP 23

Recommended Pulleys - Use pulleys made to ARPM standards

Note - Effective length is approximately equal to outside length


3L SECTION 0.38" TOP WIDTH x 0.22" THICKNESS x 40° ANGLE

Belt Number	Outside Length (in.)	Approx. Weight (lbs.)	Belt Number	Outside Length (in.)	Approx. Weight (lbs.)	Belt Number	Outside Length (in.)	Approx. Weight (lbs.)	Belt Number	Outside Length (in.)	Approx. Weight (lbs.)
3L130	13.0	0.04	3L290	29.0	0.10	3L450	45.0	0.15	3L610	61.0	0.20
3L140	14.0	0.04	3L300	30.0	0.10	3L460	46.0	0.15	3L620	62.0	0.20
3L150	15.0	0.04	3L310	31.0	0.11	3L470	47.0	0.16	3L630	63.0	0.20
3L160	16.0	0.04	3L315	31.5	0.11	3L475	47.5	0.16	3L640	64.0	0.21
3L170	17.0	0.06	3L320	32.0	0.11	3L480	48.0	0.16	3L650	65.0	0.21
3L180	18.0	0.06	3L330	33.0	0.11	3L490	49.0	0.16	3L660	66.0	0.21
3L190	19.0	0.06	3L340	34.0	0.11	3L500	50.0	0.17	3L670	67.0	0.22
3L200	20.0	0.07	3L350	35.0	0.12	3L510	51.0	0.17	3L680	68.0	0.22
3L210	21.0	0.07	3L360	36.0	0.12	3L520	52.0	0.17	3L690	69.0	0.22
3L220	22.0	0.07	3L370	37.0	0.12	3L530	53.0	0.18	3L700	70.0	0.22
3L230	23.0	0.08	3L380	38.0	0.13	3L540	54.0	0.18	3L710	71.0	0.22
3L240	24.0	0.08	3L390	39.0	0.13	3L550	55.0	0.19	3L720	72.0	0.23
3L250	25.0	0.08	3L400	40.0	0.13	3L560	56.0	0.19	3L730	73.0	0.23
3L260	26.0	0.09	3L410	41.0	0.14	3L570	57.0	0.19	3L740	74.0	0.23
3L270	27.0	0.09	3L420	42.0	0.14	3L580	58.0	0.20	3L750	75.0	0.24
3L280	28.0	0.09	3L430	43.0	0.15	3L590	59.0	0.20	3L760	76.0	0.24
3L285	28.5	0.09	3L440	44.0	0.15	3L600	60.0	0.20			

V-BELTS



UniMatch® Classical Multi-Plus® - A, B, C, D, E



Jason/Megadyne's Multi-Plus® V-Belts are designed to perform in tandem in multiple V-Belt drives, maintaining drive efficiency and classical belt performance. Multi-Plus® V-Belts are always matched, easy to install and maintain. Jason Multi-Plus® V-Belts come in a complete range of sizes, are anti-static and offer oil and heat resistance meeting RMA requirements.

Dual Branding - A and B section belts up to 100" are Dual Branded clearly identifying both RMA classical and fractional horsepower (FHP) sizes allowing consolidation of your classical and FHP inventory into one belt line - saving you money! No need to carry two separate product lines. The dual part number system is more than just labeling, too. FHP & Classical belts have the same top width dimension but classical profile is deeper, allowing more belt/pulley contact and reducing sheave wear.

Dual Branding Example: A40 (4L420) B78 (5L810)

Features & Benefits

- **UniMatch® Construction** - Consistent performance in multiple V-Belt drives - ensures all belts will measure within ARPM matching standards
- **Dual Branding** - A & B sections dual-branded with classical and FHP part numbers - reduces inventory by allowing you to discontinue 4L and 5L
- **Oil & Heat Resistant** - Durability in tough environments

Construction

Compound - Natural rubber/SBR

Cord - Polyester

Cover - Cotton/polyester blend

Applications - General Industry, HVAC Equipment, Lawn & Garden, Agriculture

Engineering Standards - Conforms to ARPM standard IP 20

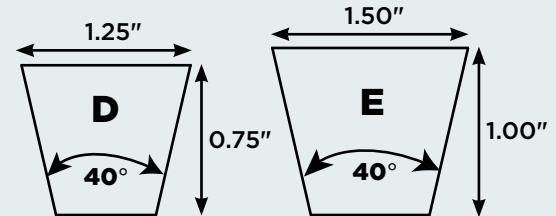
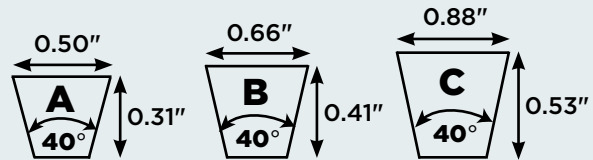
Recommended Pulleys - Use pulleys made to ARPM standards

PART NUMBER DESIGNATION

A15

A = 0.5" belt top width x 0.31" thickness

15 = Inside length in inches



"A" SECTION 0.5" TOP WIDTH x 0.31" THICKNESS x 40° ANGLE

- **Note** - For A Section, add 2 inches for outside length - Example: A15 + 2 inches = 17" approximate outside length

Belt Number	Outside Length (in.)	Approx. Weight (lbs.)	Belt Number	Outside Length (in.)	Approx. Weight (lbs.)	Belt Number	Outside Length (in.)	Approx. Weight (lbs.)	Belt Number	Outside Length (in.)	Approx. Weight (lbs.)			
A15	4L160	16.0	0.10	A46	4L480	48.0	0.30	A78	4L800	80.0	0.40	A111	113.0	0.75
A16	4L170	17.0	0.10	A47	4L490	49.0	0.30	A79	4L810	81.0	0.40	A112	114.0	0.80
A17	4L180	18.0	0.10	A48	4L500	50.0	0.30	A80	4L820	82.0	0.40	A113	115.0	0.80
A18	4L190	19.0	0.10	A49	4L510	51.0	0.30	A81	4L830	83.0	0.40	A114	116.0	0.80
A19	4L200	20.0	0.10	A50	4L520	52.0	0.30	A82	4L840	84.0	0.40	A115	117.0	0.80
A20	4L210	21.0	0.10	A51	4L530	53.0	0.30	A83	4L850	85.0	0.40	A116	118.0	0.80
A21	4L220	22.0	0.10	A52	4L540	54.0	0.30	A84	4L860	86.0	0.40	A118	120.0	0.80
A22	4L230	23.0	0.10	A53	4L550	55.0	0.30	A85	4L870	87.0	0.40	A119	121.0	0.80
A23	4L240	24.0	0.15	A54	4L560	56.0	0.30	A86	4L880	88.0	0.40	A120	122.0	0.80
A24	4L250	25.0	0.20	A55	4L570	57.0	0.30	A87	4L890	89.0	0.40	A124	126.0	0.80
A25	4L260	26.0	0.20	A56	4L580	58.0	0.30	A88	4L900	90.0	0.40	A128	128.0	0.80
A26	4L270	27.0	0.20	A57	4L590	59.0	0.30	A89	4L910	91.0	0.40	A130	132.0	0.80
A27	4L280	28.0	0.20	A58	4L600	60.0	0.30	A90	4L920	92.0	0.40	A133	135.0	0.80
A28	4L290	29.0	0.20	A59	4L610	61.0	0.30	A91	4L930	93.0	0.50	A134	136.0	0.80
A29	4L300	30.0	0.20	A60	4L620	62.0	0.30	A92	4L940	94.0	0.50	A135	137.0	0.90
A30	4L310	31.0	0.20	A61	4L630	63.0	0.30	A93	4L950	95.0	0.50	A136	138.0	0.90
A31	4L320	32.0	0.20	A62	4L640	64.0	0.30	A94	4L960	96.0	0.50	A137	139.0	0.90
A32	4L330	33.0	0.20	A63	4L650	65.0	0.30	A95	4L970	97.0	0.50	A140	142.0	0.95
A33	4L340	34.0	0.20	A64	4L660	66.0	0.30	A96	4L980	98.0	0.50	A144	146.0	1.00
A34	4L350	35.0	0.20	A65	4L670	67.0	0.30	A97	4L990	99.0	0.50	A157	159.0	1.10
A35	4L360	36.0	0.20	A66	4L680	68.0	0.40	A98	4L1000	100.0	0.50	A158	160.0	1.10
A36	4L370	37.0	0.20	A67	4L690	69.0	0.40	A99		101.0	0.50	A162	162.0	1.10
A37	4L380	38.0	0.20	A68	4L700	70.0	0.40	A100		102.0	0.50	A173	175.0	1.15
A38	4L390	39.0	0.20	A69	4L710	71.0	0.40	A101		103.0	0.50	A180	182.0	1.15
A39	4L400	40.0	0.20	A70	4L720	72.0	0.40	A103		105.0	0.50	A196	198.0	1.31
A40	4L410	41.0	0.20	A71	4L730	73.0	0.40	A104		106.0	0.50	A197	199.0	1.31
A41	4L420	42.0	0.20	A72	4L740	74.0	0.40	A105		107.0	0.50	A210	212.0	1.35
A42	4L430	43.0	0.20	A73	4L750	75.0	0.40	A106		108.0	0.55	A221	223.0	1.40
A43	4L440	44.0	0.20	A74	4L760	76.0	0.40	A107		109.0	0.57	A256	258.0	1.70
A44	4L450	45.0	0.30	A75	4L770	77.0	0.40	A108		110.0	0.60	A258	260.0	1.75
A45	4L460	46.0	0.30	A76	4L780	78.0	0.40	A109		111.0	0.65			
	4L470	47.0	0.30	A77	4L790	79.0	0.40	A110		112.0	0.70			

"B," "C," "D" and "E" Multi-Plus® Sections listed on pages 6 & 7



V-BELTS

"B" SECTION 0.66" TOP WIDTH x 0.41" THICKNESS x 40° ANGLE

● Note - For B Section, add 3 inches for outside length - Example: B20 + 3 inches = 23" approximate outside length

Belt Number	Outside Length (in.)	Approx. Weight (lbs.)	Belt Number	Outside Length (in.)	Approx. Weight (lbs.)	Belt Number	Outside Length (in.)	Approx. Weight (lbs.)	Belt Number	Outside Length (in.)	Approx. Weight (lbs.)		
B20	5L220	22.0	0.40	B63	5L660	66.0	0.70	B108	111.0	1.00	B175	178.0	1.50
B21	5L230	23.0	0.40	B64	5L670	67.0	0.70	B109	112.0	1.00	B177	180.0	1.50
B22	5L240	24.0	0.40	B65	5L680	68.0	0.70	B110	113.0	1.10	B180	183.0	1.50
B23	5L250	25.0	0.40	B66	5L690	69.0	0.70	B111	114.0	1.10	B182	185.0	1.50
B24	5L260	26.0	0.40	B67	5L700	70.0	0.70	B112	115.0	1.10	B184	187.0	1.50
B25	5L270	27.0	0.40	B68	5L710	71.0	0.70	B113	116.0	1.15	B188	191.0	1.80
B26	5L280	28.0	0.40	B69	5L720	72.0	0.70	B114	117.0	1.20	B190	193.0	1.90
B27	5L290	29.0	0.40	B70	5L730	73.0	0.70	B115	118.0	1.20	B192	195.0	2.00
B28	5L300	30.0	0.40	B71	5L740	74.0	0.70	B116	119.0	1.20	B195	198.0	2.00
B29	5L310	31.0	0.40	B72	5L750	75.0	0.70	B118	121.0	1.20	B197	200.0	2.00
B30	5L320	32.0	0.40	B73	5L760	76.0	0.70	B120	123.0	1.20	B204	207.0	2.00
B31	5L330	33.0	0.40	B74	5L770	77.0	0.70	B122	125.0	1.20	B205	208.0	2.00
B32	5L340	34.0	0.40	B75	5L780	78.0	0.70	B123	126.0	1.20	B210	213.0	2.00
B33	5L350	35.0	0.40	B76	5L790	79.0	0.70	B124	127.0	1.20	B215	218.0	2.10
B34	5L360	36.0	0.40	B77	5L800	80.0	0.80	B125	128.0	1.20	B221	224.0	2.25
B35	5L370	37.0	0.40	B78	5L810	81.0	0.80	B126	129.0	1.20	B223	226.0	2.25
B36	5L380	38.0	0.40	B79	5L820	82.0	0.80	B127	130.0	1.20	B224	227.0	2.30
B37	5L390	39.0	0.40	B80	5L830	83.0	0.80	B128	131.0	1.30	B225	228.0	2.30
B38	5L400	40.0	0.40	B81	5L840	84.0	0.80	B130	133.0	1.30	B228	231.0	2.30
B39	5L410	41.0	0.40	B82	5L850	85.0	0.80	B131	134.0	1.30	B229	232.0	2.30
B40	5L420	42.0	0.40	B83	5L860	86.0	0.80	B132	135.0	1.30	B234	237.0	2.30
B41	5L430	43.0	0.40	B84	5L870	87.0	0.80	B133	136.0	1.30	B237	240.0	2.30
B42	5L440	44.0	0.40	B85	5L880	88.0	0.80	B134	137.0	1.30	B240	243.0	2.30
B43	5L450	45.0	0.40	B86	5L890	89.0	0.80	B135	138.0	1.30	B248	251.0	2.30
B44	5L460	46.0	0.40	B87	5L900	90.0	0.80	B136	139.0	1.30	B253	256.0	2.30
B45	5L470	47.0	0.40	B88	5L910	91.0	0.80	B138	141.0	1.30	B255	258.0	2.30
B46	5L480	48.0	0.40	B89	5L920	92.0	0.80	B140	143.0	1.30	B259	262.0	2.30
B47	5L490	49.0	0.50	B90	5L930	93.0	0.90	B141	144.0	1.30	B265	268.0	2.30
B48	5L500	50.0	0.50	B91	5L940	94.0	0.90	B142	145.0	1.30	B270	273.0	2.30
B49	5L510	51.0	0.50	B92	5L950	95.0	0.90	B144	147.0	1.40	B276	279.0	2.70
B50	5L520	52.0	0.50	B93	5L960	96.0	0.90	B147	150.0	1.40	B285	288.0	2.70
B51	5L530	53.0	0.50	B94	5L970	97.0	0.90	B148	151.0	1.40	B292	295.0	2.70
B52	5L540	54.0	0.50	B95	5L980	98.0	0.90	B150	153.0	1.50	B293	296.0	2.70
B53	5L550	55.0	0.50	B96	5L990	99.0	0.90	B152	155.0	1.50	B300	303.0	2.70
B54	5L560	56.0	0.50	B97	5L1000	100.0	0.90	B153	156.0	1.50	B315	318.0	2.90
B55	5L570	57.0	0.50	B98	5L1010	101.0	0.90	B154	157.0	1.50	B330	333.0	2.90
B56	5L580	58.0	0.60	B99	5L1020	102.0	1.00	B155	159.0	1.50	B333	336.0	2.90
B57	5L590	59.0	0.60	B100		103.0	1.00	B157	160.0	1.50	B345	348.0	3.00
B58	5L600	60.0	0.60	B101		104.0	1.00	B158	161.0	1.50	B360	363.0	3.20
B59	5L610	61.0	0.60	B102		105.0	1.00	B162	165.0	1.50	B394	397.0	4.00
B60	5L620	62.0	0.60	B103		106.0	1.00	B163	166.0	1.50	B433	436.0	4.20
B61	5L630	63.0	0.60	B104		107.0	1.00	B165	168.0	1.50	B472	475.0	4.60
B62	5L640	64.0	0.70	B105		108.0	1.00	B168	171.0	1.50			
	5L650	65.0	0.70	B106		109.0	1.00	B170	173.0	1.50			
				B107		110.0	1.00	B173	176.0	1.50			

"C" SECTION 0.88" TOP WIDTH x 0.53" THICKNESS x 40° ANGLE

● Note - For C Section, add 4 inches for outside length - Example: C41 + 4 inches = 45" approximate outside length

Belt Number	Outside Length (in.)	Approx. Weight (lbs.)	Belt Number	Outside Length (in.)	Approx. Weight (lbs.)	Belt Number	Outside Length (in.)	Approx. Weight (lbs.)	Belt Number	Outside Length (in.)	Approx. Weight (lbs.)
C41	45.0	0.80	C81	85.0	1.30	C130	134.0	2.40	C200	204.0	3.50
C43	47.0	0.80	C83	87.0	1.30	C132	136.0	2.40	C202	206.0	3.60
C45	49.0	0.80	C85	89.0	1.40	C134	138.0	2.40	C204	208.0	3.60
C46	50.0	0.80	C86	90.0	1.40	C136	140.0	2.40	C207	211.0	3.65
C47	51.0	0.80	C87	91.0	1.40	C138	142.0	2.40	C208	212.0	3.65
C48	52.0	0.80	C88	92.0	1.40	C140	144.0	2.40	C210	214.0	3.70
C50	54.0	0.90	C90	94.0	1.40	C141	145.0	2.40	C220	224.0	3.70
C51	55.0	0.90	C92	96.0	1.40	C142	146.0	2.40	C225	229.0	4.40
C52	56.0	0.90	C93	97.0	1.40	C143	147.0	2.40	C228	232.0	4.40
C53	57.0	0.90	C94	98.0	1.50	C144	148.0	2.40	C238	242.0	4.80
C54	58.0	0.90	C96	100.0	1.50	C148	152.0	2.60	C240	244.0	4.80
C55	59.0	1.00	C97	101.0	1.80	C150	154.0	2.60	C245	249.0	5.00
C56	60.0	1.02	C98	102.0	1.80	C152	156.0	2.60	C246	250.0	5.00
C57	61.0	1.04	C99	103.0	1.80	C153	157.0	2.60	C248	252.0	5.00
C58	62.0	1.06	C100	104.0	1.90	C154	158.0	2.70	C255	259.0	5.00
C59	63.0	1.08	C101	105.0	1.90	C155	159.0	2.70	C270	274.0	5.40
C60	64.0	1.10	C102	106.0	1.90	C156	160.0	2.70	C276	280.0	5.40
C62	66.0	1.10	C103	107.0	1.90	C158	162.0	2.70	C280	284.0	5.50
C63	67.0	1.10	C104	108.0	1.90	C159	163.0	2.70	C285	289.0	5.60
C64	68.0	1.10	C105	109.0	1.90	C160	164.0	2.70	C297	301.0	5.60
C65	69.0	1.10	C106	110.0	1.90	C162	166.0	2.70	C300	304.0	5.60
C66	70.0	1.10	C108	112.0	1.90	C166	170.0	2.70	C303	307.0	5.60
C67	71.0	1.10	C109	113.0	1.90	C168	172.0	2.70	C314	318.0	5.60
C68	72.0	1.10	C110	114.0	1.90	C172	176.0	3.00	C315	319.0	5.60
C69	73.0	1.15	C112	116.0	2.00	C173	177.0	3.00	C330	334.0	5.70
C70	74.0	1.20	C115	119.0	2.00	C175	179.0	3.00	C345	349.0	6.60
C72	76.0	1.20	C116	120.0	2.00	C177	181.0	3.10	C360	364.0	7.00
C73	77.0	1.20	C118	122.0	2.00	C180	184.0	3.20	C390	394.0	7.40
C75	79.0	1.20	C120	124.0	2.10	C185	189.0	3.20	C420	424.0	7.80
C78	82.0	1.20	C124	128.0	2.20	C188	192.0	3.20	C480	484.0	7.90
C79	83.0	1.20	C126	130.0	2.25	C190	194.0	3.20			
C80	84.0	1.20	C128	132.0	2.30	C195	199.0	3.40			

V-BELTS



"D" SECTION 1.25" TOP WIDTH x 0.75" THICKNESS x 40° ANGLE


● **Note** - For D Section, add 5 inches for outside length - Example: D90 + 5 inches = 95" approximate outside length

Belt Number	Outside Length (in.)	Approx. Weight (lbs.)	Belt Number	Outside Length (in.)	Approx. Weight (lbs.)	Belt Number	Outside Length (in.)	Approx. Weight (lbs.)	Belt Number	Outside Length (in.)	Approx. Weight (lbs.)
D90	95.0	3.40	D171	176.0	6.40	D270	275.0	10.00	D420	425.0	15.80
D105	110.0	4.00	D173	178.0	6.50	D285	290.0	10.70	D441	446.0	16.50
D115	120.0	4.30	D180	185.0	6.80	D300	305.0	11.20	D450	455.0	16.95
D120	125.0	4.50	D195	200.0	7.30	D315	320.0	11.80	D480	485.0	18.10
D128	133.0	4.80	D205	210.0	7.90	D330	335.0	12.40	D540	545.0	20.20
D132	137.0	5.00	D210	215.0	8.40	D345	350.0	12.60	D600	605.0	22.40
D136	141.0	5.20	D225	230.0	8.40	D355	360.0	13.00	D660	665.0	24.80
D144	149.0	5.40	D240	245.0	9.00	D360	365.0	13.50			
D158	163.0	6.00	D248	253.0	9.00	D390	395.0	14.60			
D162	167.0	6.10	D255	260.0	9.50	D394	399.0	14.80			

"E" SECTION 1.5" TOP WIDTH x 1" THICKNESS x 40° ANGLE


● **Note** - For E Section, add 6 inches for outside length - Example: E144 + 6 inches = 150" approximate outside length

Belt Number	Outside Length (in.)	Approx. Weight (lbs.)	Belt Number	Outside Length (in.)	Approx. Weight (lbs.)	Belt Number	Outside Length (in.)	Approx. Weight (lbs.)	Belt Number	Outside Length (in.)	Approx. Weight (lbs.)
E144	150.0	9.30	E225	231.0	13.00	E310	316.0	17.60	E420	426.0	23.80
E180	186.0	9.30	E240	246.0	13.50	E330	336.0	18.80	E441	447.0	25.00
E195	201.0	10.00	E270	276.0	15.30	E360	366.0	20.40	E460	466.0	26.00
E210	216.0	12.00	E300	306.0	17.00	E390	396.0	22.10	E480	486.0	28.00





V-BELTS



UniMatch® Cogged Raw Edge Classical V-Belts - AX, BX, CX (Oil & Heat Resistant/Static Dissipating)

ARPM (RMA) spec multiple V-belts in raw edge, cogged construction are especially useful for high-speed compact drives. These belts all have the UniMatch® feature. Raw edge, cogged multiple V-belts are listed by industry number in which the first letter indicates belt section, the "X" signifies cogged, raw edge that has greater power capacity than the standard wrapped construction. The number is the ARPM belt designation number.

Features & Benefits

- **Raw Edge Sidewalls** - Eliminates slippage and increases efficiency versus wrapped V-belts and saves energy
- **UniMatch® Construction** - Consistent performance in multiple V-belt drives and ensures all belts of the same size measure within ARPM matching limits
- **Oil & Heat Resistant** - Better than standard belts in oily environments (occasional splash) and higher ambient temperatures

Construction

Compound - Chloroprene

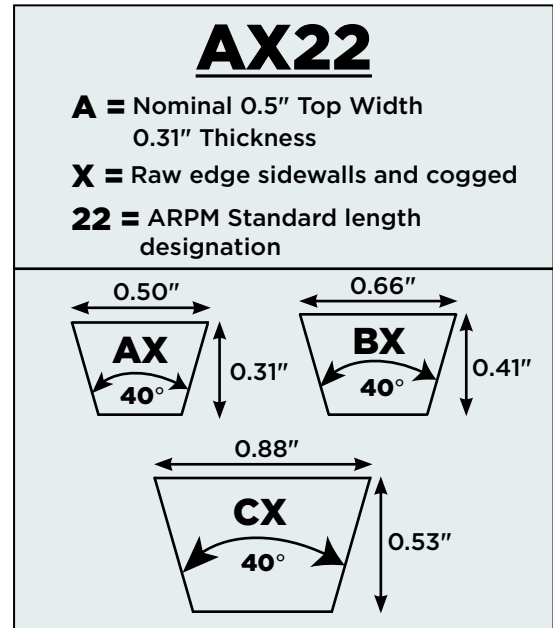
Cord - Polyester

Cover - Cotton/polyester blend

Applications - General Industry, HVAC Equipment, Lawn & Garden, Agriculture

Engineering Standards - Conforms to ARPM standard IP-20

Recommended Pulleys - Use pulleys made to ARPM standards



"AX" SECTION 0.5" TOP WIDTH x 0.31" THICK x 40° ANGLE

● **Note** - For AX Section, add 2 inches for outside length - **Example: AX22 + 2 inches = 24" approximate outside length**

Belt Number	Outside Length (in.)	Approx. Weight (lbs.)	Belt Number	Outside Length (in.)	Approx. Weight (lbs.)	Belt Number	Outside Length (in.)	Approx. Weight (lbs.)	Belt Number	Outside Length (in.)	Approx. Weight (lbs.)
AX22	24.0	0.17	AX40	42.0	0.26	AX58	60.0	0.38	AX78	80.0	0.51
AX23	25.0	0.17	AX41	43.0	0.27	AX59	61.0	0.40	AX80	82.0	0.52
AX24	26.0	0.17	AX42	44.0	0.28	AX60	62.0	0.40	AX84	86.0	0.54
AX25	27.0	0.18	AX43	45.0	0.29	AX61	63.0	0.40	AX85	87.0	0.55
AX26	28.0	0.18	AX44	46.0	0.30	AX62	64.0	0.41	AX86	88.0	0.56
AX27	29.0	0.18	AX45	47.0	0.31	AX63	65.0	0.41	AX90	92.0	0.59
AX28	30.0	0.19	AX46	48.0	0.31	AX64	66.0	0.42	AX92	94.0	0.61
AX29	31.0	0.20	AX47	49.0	0.31	AX65	67.0	0.43	AX96	98.0	0.62
AX30	32.0	0.20	AX48	50.0	0.32	AX66	68.0	0.43	AX105	107.0	0.68
AX31	33.0	0.21	AX49	51.0	0.33	AX67	69.0	0.44	AX108	110.0	0.70
AX32	34.0	0.21	AX50	52.0	0.33	AX68	70.0	0.45	AX110	112.0	0.71
AX33	35.0	0.22	AX51	53.0	0.34	AX69	71.0	0.46	AX112	114.0	0.73
AX34	36.0	0.23	AX52	54.0	0.35	AX70	72.0	0.46	AX120	122.0	0.74
AX35	37.0	0.24	AX53	55.0	0.35	AX71	73.0	0.47	AX128	130.0	0.78
AX36	38.0	0.24	AX54	56.0	0.36	AX72	74.0	0.48	AX136	138.0	0.82
AX37	39.0	0.25	AX55	57.0	0.36	AX73	75.0	0.48			
AX38	40.0	0.26	AX56	58.0	0.37	AX75	77.0	0.49			
AX39	41.0	0.26	AX57	59.0	0.37	AX76	78.0	0.50			

V-BELTS



"BX" SECTION 0.66" TOP WIDTH x 0.41" THICK x 40° ANGLE

● **Note** - For BX Section, add 3 inches for outside length - Example: BX30 + 3 inches = 33" approximate outside length

Belt Number	Outside Length (in.)	Approx. Weight (lbs.)	Belt Number	Outside Length (in.)	Approx. Weight (lbs.)	Belt Number	Outside Length (in.)	Approx. Weight (lbs.)	Belt Number	Outside Length (in.)	Approx. Weight (lbs.)
BX30	33.0	0.38	BX54	57.0	0.60	BX78	81.0	0.86	BX105	108.0	1.14
BX31	34.0	0.39	BX55	58.0	0.61	BX79	82.0	0.87	BX108	111.0	1.17
BX32	35.0	0.39	BX56	59.0	0.62	BX80	83.0	0.88	BX112	115.0	1.22
BX33	36.0	0.39	BX57	60.0	0.63	BX81	84.0	0.89	BX113	116.0	1.22
BX34	37.0	0.39	BX58	61.0	0.64	BX82	85.0	0.90	BX115	118.0	1.25
BX35	38.0	0.40	BX59	62.0	0.66	BX83	86.0	0.91	BX116	119.0	1.26
BX36	39.0	0.42	BX60	63.0	0.67	BX84	87.0	0.92	BX120	123.0	1.30
BX37	40.0	0.43	BX61	64.0	0.68	BX85	88.0	0.93	BX124	127.0	1.30
BX38	41.0	0.43	BX62	65.0	0.69	BX86	89.0	0.93	BX128	131.0	1.30
BX39	42.0	0.45	BX63	66.0	0.70	BX87	90.0	0.93	BX133	136.0	1.34
BX40	43.0	0.46	BX64	67.0	0.71	BX88	91.0	0.95	BX136	139.0	1.37
BX41	44.0	0.47	BX65	68.0	0.72	BX89	92.0	0.96	BX144	147.0	1.45
BX42	45.0	0.48	BX66	69.0	0.73	BX90	93.0	0.98	BX150	153.0	1.51
BX43	46.0	0.49	BX67	70.0	0.74	BX91	94.0	0.99	BX158	161.0	1.59
BX44	47.0	0.50	BX68	71.0	0.75	BX92	95.0	1.00	BX162	165.0	1.63
BX45	48.0	0.51	BX69	72.0	0.76	BX93	96.0	1.01	BX173	176.0	1.74
BX46	49.0	0.52	BX70	73.0	0.77	BX94	97.0	1.02	BX180	183.0	1.81
BX47	50.0	0.53	BX71	74.0	0.78	BX95	98.0	1.03	BX195	198.0	1.96
BX48	51.0	0.54	BX72	75.0	0.79	BX96	99.0	1.05	BX210	213.0	2.10
BX49	52.0	0.55	BX73	76.0	0.80	BX97	100.0	1.06	BX225	228.0	2.30
BX50	53.0	0.56	BX74	77.0	0.81	BX98	101.0	1.07	BX240	243.0	2.36
BX51	54.0	0.57	BX75	78.0	0.82	BX99	102.0	1.08	BX255	258.0	2.50
BX52	55.0	0.58	BX76	79.0	0.83	BX100	103.0	1.09	BX270	273.0	2.64
BX53	56.0	0.59	BX77	80.0	0.85	BX103	106.0	1.12			

"CX" SECTION 0.88" TOP WIDTH x 0.53" THICK x 40° ANGLE


● **Note** - For CX Section, add 4 inches for outside length - Example: CX51 + 4 inches = 55" approximate outside length

Belt Number	Outside Length (in.)	Approx. Weight (lbs.)	Belt Number	Outside Length (in.)	Approx. Weight (lbs.)	Belt Number	Outside Length (in.)	Approx. Weight (lbs.)	Belt Number	Outside Length (in.)	Approx. Weight (lbs.)
CX51	55.0	1.07	CX81	85.0	1.64	CX109	113.0	2.18	CX173	177.0	3.15
CX60	64.0	1.24	CX82	86.0	1.67	CX112	116.0	2.24	CX180	184.0	3.27
CX68	72.0	1.39	CX83	87.0	1.69	CX115	119.0	2.29	CX187	191.0	3.40
CX71	75.0	1.45	CX84	88.0	1.71	CX120	124.0	2.39	CX190	194.0	3.46
CX73	77.0	1.49	CX85	89.0	1.72	CX123	127.0	2.40	CX195	199.0	3.55
CX74	78.0	1.51	CX86	90.0	1.75	CX128	132.0	2.42	CX210	214.0	3.77
CX75	79.0	1.53	CX87	91.0	1.79	CX133	137.0	2.47	CX240	244.0	4.30
CX76	80.0	1.55	CX88	92.0	1.79	CX136	140.0	2.49	CX255	259.0	4.58
CX77	81.0	1.57	CX89	93.0	1.81	CX144	148.0	2.63	CX270	274.0	4.85
CX78	82.0	1.59	CX90	94.0	1.81	CX150	154.0	2.75			
CX79	83.0	1.61	CX96	100.0	1.93	CX158	162.0	2.90			
CX80	84.0	1.63	CX105	109.0	2.10	CX162	166.0	2.95			





V-BELTS



UniMatch® Deep Wedge V-Belts - 3V, 5V, 8V (Oil & Heat Resistant/Static Dissipating)

A narrower, deeper, wedge shape than classical V-belts with more efficient load carrying characteristics and higher power capability, allowing for smaller, more compact drives. These belts feature UniMatch® construction, which eliminates the need for belt set matching. Stock UniMatch® Deep Wedge V-belts conform to ARPM Engineering Standard IP-22. Deep Wedge V-belts are identified by a number and letter specifying the belt section and a number giving the outside length in inches multiplied by 10 - **Example: 3V250.**

Features & Benefits

- **High Power Capability** - Higher power with a more compact drive
- **UniMatch® Construction** - Consistent performance in multiple V-belt drives and ensures all belts of the same size measure within ARPM matching limits
- **Oil & Heat Resistant** - Standard construction belts that deliver excellent performance in most drive conditions

Construction

Compound - NR/SBR

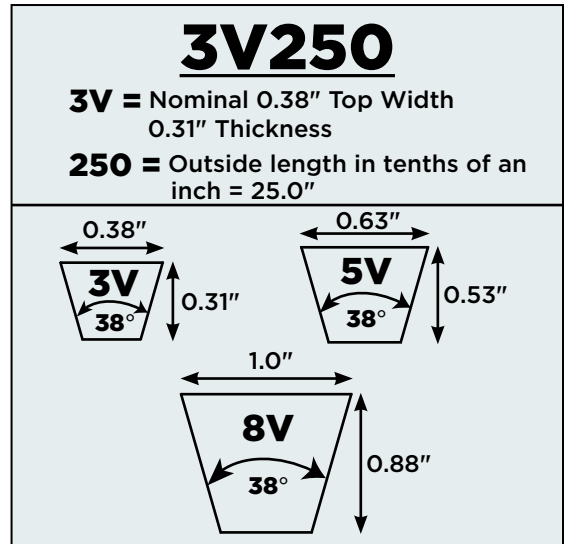
Cord - Polyester

Cover - Cotton/polyester blend

Applications - General Industry, Agriculture

Engineering Standards - Conforms to ARPM standard IP-22

Recommended Pulleys - Use pulleys made to ARPM standards



"3V" SECTION 0.38" TOP WIDTH x 0.31" THICK x 38° ANGLE

Belt Number	Outside Length (in.)	Approx. Weight (lbs.)	Belt Number	Outside Length (in.)	Approx. Weight (lbs.)	Belt Number	Outside Length (in.)	Approx. Weight (lbs.)	Belt Number	Outside Length (in.)	Approx. Weight (lbs.)
3V250	25.0	0.10	3V425	42.5	0.20	3V670	67.0	0.30	3V1000	100.0	0.40
3V265	26.5	0.10	3V450	45.0	0.20	3V710	71.0	0.30	3V1060	106.0	0.40
3V280	28.0	0.10	3V475	47.5	0.20	3V730	73.0	0.30	3V1120	112.0	0.50
3V300	30.0	0.10	3V500	50.0	0.20	3V750	75.0	0.30	3V1180	118.0	0.50
3V315	31.5	0.10	3V530	53.0	0.20	3V800	80.0	0.30	3V1250	125.0	0.60
3V335	33.5	0.20	3V560	56.0	0.20	3V830	83.0	0.35	3V1320	132.0	0.60
3V355	35.5	0.20	3V600	60.0	0.20	3V850	85.0	0.40	3V1400	140.0	0.70
3V375	37.5	0.20	3V630	63.0	0.30	3V900	90.0	0.40			
3V400	40.0	0.20	3V650	65.0	0.30	3V950	95.0	0.40			

"5V" SECTION 0.63" TOP WIDTH x 0.53" THICK x 38° ANGLE

Belt Number	Outside Length (in.)	Approx. Weight (lbs.)	Belt Number	Outside Length (in.)	Approx. Weight (lbs.)	Belt Number	Outside Length (in.)	Approx. Weight (lbs.)	Belt Number	Outside Length (in.)	Approx. Weight (lbs.)
5V500	50.0	0.60	5V850	85.0	0.90	5V1400	140.0	1.50	5V2240	224.0	2.70
5V530	53.0	0.70	5V900	90.0	0.90	5V1500	150.0	1.60	5V2360	236.0	2.80
5V560	56.0	0.70	5V950	95.0	0.90	5V1600	160.0	1.70	5V2500	250.0	3.00
5V600	60.0	0.70	5V1000	100.0	1.10	5V1630	163.0	1.80	5V2650	265.0	3.10
5V630	63.0	0.70	5V1060	106.0	1.10	5V1700	170.0	1.90	5V2800	280.0	3.30
5V670	67.0	0.80	5V1120	112.0	1.20	5V1800	180.0	2.20	5V3000	300.0	3.50
5V710	71.0	0.80	5V1180	118.0	1.30	5V1900	190.0	2.20	5V3150	315.0	3.80
5V750	75.0	0.80	5V1250	125.0	1.30	5V2000	200.0	2.20	5V3350	335.0	3.90
5V800	80.0	0.90	5V1320	132.0	1.40	5V2120	212.0	2.40	5V3550	355.0	4.00


"8V" SECTION 1" TOP WIDTH x 0.88" THICK x 38° ANGLE

Belt Number	Outside Length (in.)	Approx. Weight (lbs.)	Belt Number	Outside Length (in.)	Approx. Weight (lbs.)	Belt Number	Outside Length (in.)	Approx. Weight (lbs.)	Belt Number	Outside Length (in.)	Approx. Weight (lbs.)
8V1000	100.0	3.50	8V1700	170.0	5.90	8V2650	265.0	9.30	8V4000	400.0	14.00
8V1060	106.0	3.70	8V1800	180.0	6.30	8V2800	280.0	9.80	8V4250	425.0	14.90
8V1120	112.0	3.90	8V1900	190.0	6.70	8V3000	300.0	10.50	8V4500	450.0	15.80
8V1180	118.0	4.20	8V2000	200.0	7.00	8V3150	315.0	11.10	8V4750	475.0	16.40
8V1250	125.0	4.40	8V2120	212.0	7.50	8V3300	330.0	11.60	8V5000	500.0	17.20
8V1320	132.0	4.70	8V2240	224.0	7.90	8V3350	335.0	11.80	8V5600	560.0	19.00
8V1400	140.0	4.90	8V2360	236.0	8.30	8V3550	355.0	12.50			
8V1500	150.0	5.20	8V2500	250.0	8.80	8V3600	360.0	12.90			
8V1600	160.0	5.60	8V2550	255.0	9.00	8V3750	375.0	13.30			

V-BELTS



UniMatch® Cogged Raw Deep Wedge V-Belts - 3VX, 5VX (Oil & Heat Resistant/Static Dissipating)



UniMatch® Cogged Raw Edge construction further increases the effective power transmission of Deep Wedge V-belts. These cogged deep wedge UniMatch® V-belts need no belt set matching. Stock UniMatch® Raw Edge, Cogged Deep Wedge V-belts are listed in this section. Cogged Raw Edge Deep Wedge V-belts are identified by a number followed by two letters indicating belt cross section and cogged construction. The number following is the outside length in inches multiplied by 10 - **Example 3VX250**.

Features & Benefits

- **High Power Capability** - Higher power with a more compact drive
- **Raw Edge Sidewalls** - Increased aggressiveness reduces slippage and increases efficiency versus wrapped V-belts. Saves energy
- **UniMatch® Construction** - Consistent performance in multiple V-belt drives and ensures all belts of the same size measure within ARPM matching limits
- **Oil & Heat Resistant** - Better than standard belts in oily environments (occasional splash) and higher ambient temperatures

Construction

Compound - Chloroprene

Cord - Polyester

Applications - General Industry, Agriculture

Engineering Standards - Conforms to ARPM standard IP-22

Recommended Pulleys - Use pulleys made to ARPM standards

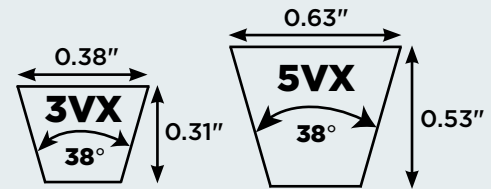
PART NUMBER DESIGNATION

3VX250

3V = Nominal 0.38" Top Width
0.31" Thickness

X = Raw edge sidewalls and cogged

250 = Outside length in tenths of an inch = 25.0"



"3VX" SECTION 0.38" TOP WIDTH x 0.31" THICK x 38° ANGLE


Belt Number	Outside Length (in.)	Approx. Weight (lbs.)	Belt Number	Outside Length (in.)	Approx. Weight (lbs.)	Belt Number	Outside Length (in.)	Approx. Weight (lbs.)	Belt Number	Outside Length (in.)	Approx. Weight (lbs.)
3VX250	25.0	0.10	3VX390	39.0	0.20	3VX630	60.0	0.30	3VX1060	106.0	0.50
3VX265	26.5	0.10	3VX400	40.0	0.20	3VX670	67.0	0.30	3VX1120	112.0	0.50
3VX280	28.0	0.10	3VX425	42.5	0.20	3VX710	71.0	0.30	3VX1180	118.0	0.60
3VX290	29.0	0.10	3VX450	45.0	0.20	3VX750	75.0	0.30	3VX1250	125.0	0.60
3VX300	30.0	0.10	3VX475	47.5	0.20	3VX800	80.0	0.40	3VX1320	132.0	0.70
3VX315	31.5	0.10	3VX500	50.0	0.20	3VX850	85.0	0.40	3VX1400	140.0	0.70
3VX335	33.5	0.20	3VX530	53.0	0.20	3VX900	90.0	0.40			
3VX355	35.5	0.20	3VX560	56.0	0.20	3VX950	95.0	0.40			
3VX375	37.5	0.20	3VX600	60.0	0.30	3VX1000	100.0	0.40			

"5VX" SECTION 0.63" TOP WIDTH x 0.53" THICK x 38° ANGLE

Belt Number	Outside Length (in.)	Approx. Weight (lbs.)	Belt Number	Outside Length (in.)	Approx. Weight (lbs.)	Belt Number	Outside Length (in.)	Approx. Weight (lbs.)	Belt Number	Outside Length (in.)	Approx. Weight (lbs.)
5VX450	45.0	0.55	5VX610	61.0	0.80	5VX830	83.0	0.90	5VX1120	112.0	1.30
5VX470	47.0	0.60	5VX630	63.0	0.80	5VX840	84.0	0.90	5VX1150	115.0	1.40
5VX490	49.0	0.60	5VX650	65.0	0.80	5VX850	85.0	0.90	5VX1180	118.0	1.40
5VX500	50.0	0.60	5VX670	67.0	0.80	5VX860	86.0	0.90	5VX1230	123.0	1.50
5VX510	51.0	0.65	5VX680	68.0	0.80	5VX880	88.0	0.90	5VX1250	125.0	1.50
5VX530	53.0	0.70	5VX690	69.0	0.80	5VX900	90.0	1.00	5VX1320	132.0	1.60
5VX540	54.0	0.70	5VX710	71.0	0.80	5VX930	93.0	1.10	5VX1400	140.0	1.70
5VX550	55.0	0.70	5VX730	73.0	0.80	5VX950	95.0	1.10	5VX1500	150.0	1.80
5VX560	56.0	0.70	5VX740	74.0	0.80	5VX960	96.0	1.10	5VX1600	160.0	1.90
5VX570	57.0	0.70	5VX750	75.0	0.80	5VX1000	100.0	1.20	5VX1700	170.0	2.00
5VX580	58.0	0.70	5VX780	78.0	0.85	5VX1030	103.0	1.20	5VX1800	180.0	2.10
5VX590	59.0	0.70	5VX800	80.0	0.90	5VX1060	106.0	1.20	5VX1900	190.0	2.30
5VX600	60.0	0.70	5VX810	81.0	0.90	5VX1080	108.0	1.30	5VX2000	200.0	2.40



V-BELTS



UniMatch® SP Series Metric V-Belts - SPZ, SPA, SPB, SPC (Oil & Heat Resistant/Static Dissipating)

Built to ISO Standard 4184. SP series V-belts were the forerunners of the RMA deep wedge, high capacity V-belt sections. These deep-wedge belts (38°) allow for more power, high speed ratios, smaller center distances and more compact drives. They are replacement belts for many imported machines and for machinery built for export.

These V-belts also have the UniMatch® feature. This eliminates belt set matching with its multiple stocking problems. Non-standard lengths are available on special order. SP series Metric V-belts are specified by letters indicating the section and numbers giving the pitch length in millimeters - **Example: SPZ512**.

NOTE: Belt sizes up to 2240mm in length are also available in raw edge cogged construction. These belts are designated by an "X" prefix rather than an "S" - **Example: XPB1400**. For Raw Edge Cogged Construction, add 25% to the list price.

Although metric V-belts are generally designated by section and datum length, they are sometimes labeled with the section letters, belt length in millimeters and the letters "La" (approximate length), "Li" (inside length) or "Lw" (effective length). Care should be used here since all manufacturers do not use the same definitions.

Features & Benefits

- **High Power Capability** - Higher power with a more compact drive
- **Static Dissipating** - Safe operation in potentially dangerous atmosphere
- **UniMatch® Construction** - Consistent performance in multiple V-belt drives and ensures all belts of the same size measure within ISO 4184 matching limits
- **Oil & Heat Resistant** - Better than standard belts in oily environments (occasional splash) and higher ambient temperatures

Construction

Compound - NR/SBR

Cord - Polyester

Cover - Cotton/polyester blend

Applications - General Industry, Agriculture

Engineering Standards - Conforms to ISO Standard 4184

Recommended Pulleys - Use pulleys made to ISO 4143 standards

Special Constructions - Available in raw edge cogged construction by special order (XPZ, XPA, XPB). Up to 2240mm in all sections.

Non-Standard Lengths - Available by special order

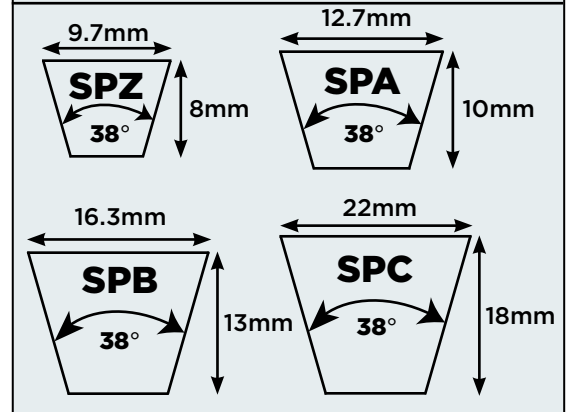
PART NUMBER DESIGNATION

SPZ512

SP = Metric V-belt

Z = Top width - 9.7mm
Thickness - 8mm

512 = Pitch length in millimeters



"SPZ" SECTION METRIC 9.7mm TOP WIDTH, 8mm THICK

• Note - For SPZ Section, add 13mm to pitch length for outside length - Example: SPZ512 + 13mm = 525mm outside length

Belt Number	Outside Length (mm)	Approx. Weight (lbs.)	Belt Number	Outside Length (mm)	Approx. Weight (lbs.)	Belt Number	Outside Length (mm)	Approx. Weight (lbs.)	Belt Number	Outside Length (mm)	Approx. Weight (lbs.)
SPZ512	525.0	0.10	SPZ962	975.0	0.20	SPZ1400	1413.0	0.30	SPZ1937	1937.0	0.40
SPZ562	575.0	0.10	SPZ987	1000.0	0.20	SPZ1412	1425.0	0.30	SPZ1962	1975.0	0.40
SPZ587	600.0	0.10	SPZ1000	1013.0	0.20	SPZ1420	1433.0	0.30	SPZ1987	2000.0	0.40
SPZ607	620.0	0.10	SPZ1010	1023.0	0.20	SPZ1437	1450.0	0.30	SPZ2000	2013.0	0.40
SPZ612	625.0	0.10	SPZ1012	1025.0	0.20	SPZ1462	1475.0	0.30	SPZ2037	2050.0	0.40
SPZ630	643.0	0.10	SPZ1024	1037.0	0.20	SPZ1470	1483.0	0.30	SPZ2062	2075.0	0.40
SPZ637	650.0	0.10	SPZ1037	1050.0	0.20	SPZ1487	1500.0	0.30	SPZ2087	2100.0	0.40
SPZ662	675.0	0.10	SPZ1047	1060.0	0.20	SPZ1500	1513.0	0.30	SPZ2120	2133.0	0.40
SPZ670	683.0	0.10	SPZ1060	1073.0	0.20	SPZ1512	1525.0	0.30	SPZ2132	2145.0	0.40
SPZ677	690.0	0.10	SPZ1077	1090.0	0.20	SPZ1520	1533.0	0.30	SPZ2137	2150.0	0.40
SPZ687	700.0	0.10	SPZ1080	1093.0	0.20	SPZ1537	1550.0	0.30	SPZ2160	2173.0	0.40
SPZ710	723.0	0.10	SPZ1087	1100.0	0.20	SPZ1560	1573.0	0.30	SPZ2187	2200.0	0.50
SPZ722	735.0	0.10	SPZ1100	1113.0	0.20	SPZ1562	1575.0	0.30	SPZ2240	2253.0	0.50
SPZ732	745.0	0.10	SPZ1112	1125.0	0.20	SPZ1582	1585.0	0.30	SPZ2262	2275.0	0.50
SPZ737	750.0	0.10	SPZ1120	1133.0	0.20	SPZ1587	1600.0	0.30	SPZ2280	2293.0	0.50
SPZ750	763.0	0.20	SPZ1137	1150.0	0.20	SPZ1600	1613.0	0.30	SPZ2287	2300.0	0.50
SPZ758	771.0	0.20	SPZ1140	1153.0	0.20	SPZ1612	1625.0	0.30	SPZ2337	2350.0	0.50
SPZ760	773.0	0.20	SPZ1147	1160.0	0.20	SPZ1637	1650.0	0.30	SPZ2360	2373.0	0.50
SPZ762	775.0	0.20	SPZ1162	1175.0	0.20	SPZ1650	1663.0	0.30	SPZ2410	2423.0	0.50
SPZ772	785.0	0.20	SPZ1180	1193.0	0.20	SPZ1662	1675.0	0.30	SPZ2432	2445.0	0.50
SPZ787	800.0	0.20	SPZ1187	1200.0	0.20	SPZ1682	1695.0	0.30	SPZ2500	2513.0	0.50
SPZ800	813.0	0.20	SPZ1200	1213.0	0.20	SPZ1687	1700.0	0.30	SPZ2585	2593.0	0.50
SPZ812	825.0	0.20	SPZ1202	1215.0	0.20	SPZ1700	1713.0	0.30	SPZ2650	2663.0	0.50
SPZ825	838.0	0.20	SPZ1212	1225.0	0.20	SPZ1709	1722.0	0.30	SPZ2690	2703.0	0.50
SPZ837	850.0	0.20	SPZ1237	1250.0	0.20	SPZ1712	1725.0	0.30	SPZ2782	2795.0	0.60
SPZ850	863.0	0.20	SPZ1250	1263.0	0.30	SPZ1737	1750.0	0.30	SPZ2800	2813.0	0.60
SPZ862	875.0	0.20	SPZ1262	1275.0	0.30	SPZ1750	1763.0	0.30	SPZ2840	2853.0	0.60
SPZ875	888.0	0.20	SPZ1270	1283.0	0.30	SPZ1762	1775.0	0.40	SPZ2900	2913.0	0.60
SPZ887	900.0	0.20	SPZ1287	1300.0	0.30	SPZ1787	1800.0	0.40	SPZ2990	3003.0	0.60
SPZ900	913.0	0.20	SPZ1312	1325.0	0.30	SPZ1800	1813.0	0.40	SPZ3000	3013.0	0.60
SPZ912	925.0	0.20	SPZ1320	1333.0	0.30	SPZ1812	1825.0	0.40	SPZ3150	3163.0	0.60
SPZ922	935.0	0.20	SPZ1337	1350.0	0.30	SPZ1837	1850.0	0.40	SPZ3170	3183.0	0.60
SPZ925	938.0	0.20	SPZ1340	1353.0	0.30	SPZ1850	1863.0	0.40	SPZ3350	3363.0	0.60
SPZ937	950.0	0.20	SPZ1347	1360.0	0.30	SPZ1862	1875.0	0.40	SPZ3550	3563.0	0.70
SPZ940	953.0	0.20	SPZ1362	1375.0	0.30	SPZ1887	1900.0	0.40			
SPZ950	963.0	0.20	SPZ1387	1400.0	0.30	SPZ1900	1913.0	0.40			

"SPA" SECTION METRIC 12.7mm TOP WIDTH, 10mm THICK

• Note - For SPA Section, add 18mm to pitch length for outside length - Example: SPA732 + 18mm = 750mm outside length

Belt Number	Outside Length (mm)	Approx. Weight (lbs.)	Belt Number	Outside Length (mm)	Approx. Weight (lbs.)	Belt Number	Outside Length (mm)	Approx. Weight (lbs.)	Belt Number	Outside Length (mm)	Approx. Weight (lbs.)
SPA732	750.0	0.20	SPA1262	1280.0	0.40	SPA1807	1825.0	0.50	SPA2500	2518.0	0.70
SPA757	757.0	0.20	SPA1272	1290.0	0.40	SPA1832	1850.0	0.50	SPA2532	2550.0	0.70
SPA782	782.0	0.20	SPA1282	1300.0	0.40	SPA1837	1855.0	0.50	SPA2582	2600.0	0.70
SPA800	800.0	0.20	SPA1307	1307.0	0.40	SPA1850	1868.0	0.50	SPA2607	2625.0	0.70
SPA807	825.0	0.20	SPA1320	1338.0	0.40	SPA1857	1875.0	0.50	SPA2632	2650.0	0.70
SPA832	850.0	0.20	SPA1332	1350.0	0.40	SPA1882	1900.0	0.50	SPA2650	2668.0	0.70
SPA850	868.0	0.20	SPA1357	1375.0	0.40	SPA1900	1918.0	0.60	SPA2682	2700.0	0.70
SPA857	875.0	0.20	SPA1382	1400.0	0.40	SPA1907	1925.0	0.60	SPA2720	2738.0	0.70
SPA882	900.0	0.20	SPA1400	1418.0	0.40	SPA1932	1950.0	0.60	SPA2732	2750.0	0.70
SPA900	918.0	0.20	SPA1407	1425.0	0.40	SPA1957	1975.0	0.60	SPA2782	2800.0	0.80
SPA907	925.0	0.30	SPA1423	1441.0	0.40	SPA1962	1980.0	0.60	SPA2800	2818.0	0.80
SPA932	950.0	0.30	SPA1425	1443.0	0.40	SPA1982	2000.0	0.60	SPA2832	2850.0	0.80
SPA950	968.0	0.30	SPA1432	1450.0	0.40	SPA2000	2018.0	0.60	SPA2882	2900.0	0.80
SPA957	975.0	0.30	SPA1457	1475.0	0.40	SPA2032	2050.0	0.60	SPA2900	2918.0	0.80
SPA967	985.0	0.30	SPA1482	1500.0	0.40	SPA2057	2075.0	0.60	SPA2932	2950.0	0.80
SPA982	1000.0	0.30	SPA1500	1518.0	0.40	SPA2060	2078.0	0.60	SPA2982	3000.0	0.80
SPA1000	1018.0	0.30	SPA1507	1525.0	0.40	SPA2082	2100.0	0.60	SPA3000	3018.0	0.80
SPA1007	1025.0	0.30	SPA1532	1550.0	0.40	SPA2120	2138.0	0.60	SPA3032	3050.0	0.90
SPA1032	1050.0	0.30	SPA1550	1568.0	0.40	SPA2132	2132.0	0.60	SPA3082	3100.0	0.90
SPA1060	1078.0	0.30	SPA1557	1575.0	0.40	SPA2182	2200.0	0.60	SPA3150	3168.0	0.90
SPA1082	1100.0	0.30	SPA1582	1600.0	0.50	SPA2207	2225.0	0.60	SPA3182	3200.0	0.90
SPA1092	1110.0	0.30	SPA1600	1618.0	0.50	SPA2230	2248.0	0.60	SPA3282	3300.0	0.90
SPA1107	1125.0	0.30	SPA1607	1625.0	0.50	SPA2232	2250.0	0.60	SPA3350	3368.0	1.00
SPA1120	1138.0	0.30	SPA1632	1650.0	0.50	SPA2240	2258.0	0.60	SPA3382	3400.0	1.00
SPA1132	1150.0	0.30	SPA1657	1675.0	0.50	SPA2282	2300.0	0.70	SPA3550	3568.0	1.00
SPA1157	1175.0	0.30	SPA1682	1700.0	0.50	SPA2300	2318.0	0.70	SPA3750	3768.0	1.10
SPA1180	1198.0	0.30	SPA1700	1718.0	0.50	SPA2307	2325.0	0.70	SPA4000	3418.0	1.20
SPA1187	1205.0	0.30	SPA1707	1725.0	0.50	SPA2332	2350.0	0.70	SPA4250	4268.0	1.20
SPA1207	1225.0	0.30	SPA1732	1750.0	0.50	SPA2360	2378.0	0.70	SPA4500	4518.0	1.30
SPA1220	1238.0	0.40	SPA1750	1768.0	0.50	SPA2382	2400.0	0.70	SPA4865	4883.0	1.40
SPA1232	1232.0	0.40	SPA1757	1775.0	0.50	SPA2432	2450.0	0.70			
SPA1250	1268.0	0.40	SPA1782	1800.0	0.50	SPA2450	2468.0	0.70			
SPA1257	1275.0	0.40	SPA1800	1818.0	0.50	SPA2482	2500.0	0.70			

"SPB" and "SPC" SP Metric Sections listed on page 14



V-BELTS

"SPB" SECTION METRIC 16.3mm TOP WIDTH, 13mm THICK

• **Note** - For SPB Section, add 22mm to pitch length for outside length - **Example:** SPB1250 + 22mm = 1272mm outside length

Belt Number	Outside Length (mm)	Approx. Weight (lbs.)	Belt Number	Outside Length (mm)	Approx. Weight (lbs.)	Belt Number	Outside Length (mm)	Approx. Weight (lbs.)	Belt Number	Outside Length (mm)	Approx. Weight (lbs.)
SPB1250	1272.0	0.60	SPB2060	2082.0	1.10	SPB2990	3012.0	1.50	SPB4750	4772.0	2.30
SPB1260	1282.0	0.60	SPB2120	2142.0	1.10	SPB3000	3022.0	1.50	SPB4820	4842.0	2.40
SPB1320	1342.0	0.70	SPB2150	2172.0	1.10	SPB3070	3092.0	1.60	SPB4870	4892.0	2.40
SPB1340	1362.0	0.70	SPB2180	2202.0	1.10	SPB3150	3172.0	1.60	SPB5000	5022.0	2.50
SPB1400	1422.0	0.70	SPB2240	2262.0	1.10	SPB3170	3192.0	1.60	SPB5070	5092.0	2.60
SPB1410	1432.0	0.70	SPB2280	2302.0	1.10	SPB3250	3272.0	1.60	SPB5300	5322.0	2.70
SPB1450	1472.0	0.80	SPB2300	2322.0	1.20	SPB3340	3362.0	1.60	SPB5380	5402.0	2.70
SPB1500	1522.0	0.80	SPB2350	2372.0	1.20	SPB3350	3372.0	1.70	SPB5600	5622.0	2.80
SPB1550	1572.0	0.80	SPB2360	2382.0	1.20	SPB3412	3434.0	1.70	SPB5680	5702.0	2.80
SPB1590	1612.0	0.80	SPB2410	2432.0	1.20	SPB3450	3472.0	1.70	SPB5990	6012.0	2.90
SPB1600	1622.0	0.80	SPB2430	2452.0	1.20	SPB3550	3572.0	1.70	SPB6000	6022.0	3.00
SPB1650	1672.0	0.90	SPB2500	2522.0	1.20	SPB3650	3672.0	1.80	SPB6300	6322.0	3.10
SPB1700	1722.0	0.90	SPB2530	2552.0	1.30	SPB3750	3772.0	1.80	SPB6340	6362.0	3.20
SPB1750	1772.0	0.90	SPB2580	2602.0	1.30	SPB3800	3822.0	1.90	SPB6700	6722.0	3.40
SPB1800	1822.0	0.90	SPB2650	2682.0	1.30	SPB4000	4022.0	2.00	SPB7100	7122.0	3.60
SPB1850	1872.0	0.90	SPB2680	2702.0	1.40	SPB4060	4082.0	2.00	SPB7500	7522.0	3.70
SPB1900	1922.0	0.90	SPB2720	2742.0	1.40	SPB4250	4272.0	2.10	SPB7990	8012.0	4.00
SPB1950	1972.0	1.00	SPB2800	2822.0	1.40	SPB4310	4332.0	2.10	SPB8000	8022.0	4.00
SPB2000	2022.0	1.00	SPB2840	2862.0	1.50	SPB4500	4522.0	2.20			
SPB2020	2042.0	1.10	SPB2900	2922.0	1.50	SPB4560	4582.0	2.20			

"SPC" SECTION METRIC 22mm TOP WIDTH, 18mm THICK

• **Note** - For SPC Section, add 30mm to pitch length for outside length - **Example:** SPCB1700 + 30mm = 1730mm outside length

Belt Number	Outside Length (mm)	Approx. Weight (lbs.)	Belt Number	Outside Length (mm)	Approx. Weight (lbs.)	Belt Number	Outside Length (mm)	Approx. Weight (lbs.)	Belt Number	Outside Length (mm)	Approx. Weight (lbs.)
SPC1700	1730.0	1.60	SPC2800	2830.0	2.20	SPC4750	4780.0	3.70	SPC8500	8530.0	6.70
SPC1800	1830.0	1.60	SPC3000	3030.0	2.40	SPC5000	5030.0	3.90	SPC9000	9030.0	7.10
SPC1900	1930.0	1.70	SPC3150	3150.0	2.50	SPC5300	5330.0	4.20	SPC10000	10030.0	7.90
SPC2000	2030.0	1.70	SPC3350	3380.0	2.60	SPC5600	5630.0	4.40	SPC10600	10630.0	8.30
SPC2120	2150.0	1.80	SPC3550	3580.0	2.80	SPC6300	6330.0	4.90	SPC11200	11230.0	8.80
SPC2240	2270.0	1.80	SPC3750	3780.0	2.90	SPC6700	6730.0	5.20	SPC11800	11830.0	9.30
SPC2360	2390.0	1.90	SPC4000	4030.0	3.10	SPC7100	7130.0	5.60	SPC12500	12530.0	9.90
SPC2500	2530.0	2.00	SPC4250	4280.0	3.30	SPC7500	7530.0	5.90			
SPC2650	2680.0	2.10	SPC4500	4530.0	3.50	SPC8000	8030.0	6.30			



V-BELTS



Accu-Link® Detachable Link Type V-Belt - The Ideal Replacement Belt for Conventional Rubber V-Belts!

Accu-Link® detachable tab type link belting is the ideal substitute for conventional rubber V-belts. Make endless with a simple twist - no tools required! Polyester fabric is impregnated with a premium polyurethane compound that eliminates elongation and improves tensile strength for longer life.

Jason/Megadyne's exclusive manufacturing process makes Accu-Link® the most precise belt of its type, for optimum sidewall fit with the pulley.

Accu-Link® is available in 25 ft. and 100 ft. cartons.

3L and A-Link also available in 5 ft. sleeved length. B-Link also available in 6 ft. sleeved length.

Features & Benefits

- **Durable Urethane Coating** - Increased life and durability
- **Rugged Polyester Fabric** - Strength and longer life; maximum horsepower
- **Can Be Assembled In Any Length** - Readily available in emergencies - reduces inventory
- **Easy Assembly - No Tools Needed** - Assemble by hand, a fast and reliable solution, minimizes downtime
- **Chemical and High Temperature Resistance** - Dependability in harsh environments
- **Segmented Link Construction** - Rolls onto drive pulleys like chain - no cords to break
Reduced vibration over conventional V-belts
- **Versatility** - Can be used in any industry, hundreds of applications
Can be used as singles or multiple V-belts
- **Horsepower Capacity** - Power ratings equal to conventional V-belts
- **Interchangeability** - Can be installed on existing pulleys with no changes in set-up

Where to Use Accu-Link®




- Temporary or permanent substitution for conventional rubber V-belts
- Any V-belt application where it is difficult to install an endless belt - avoid costly labor-intensive machine teardowns
- V-belt applications where chemical resistance and high temperature resistance is needed
- Mobile Service Vehicles where carrying a large inventory of belts is not practical

Applications - Poultry, HVAC, General Industry, Lawn & Garden, Agriculture

Engineering Standards - None - No engineering standard exists for link-type belting

Recommended Pulleys - Use pulleys made to ARPM standards


Availability - 3L, A, B, C, CC sections



BELT TYPE/SECTION	PART NUMBER	LENGTH (FEET)	WEIGHT PER FOOT (LBS.)	PACKAGING
3L	3L-LINK-5	5	0.5	5 ft. in one sleeve
	3L-LINK-25	25	0.5	25 ft. in one carton
	3L-LINK	100	0.5	100 ft. in one carton
A	A-LINK-5	5	0.6	5 ft. in one sleeve
	A-LINK-25	25	0.6	25 ft. in one carton
	A-LINK	100	0.6	100 ft. in one carton
B	B-LINK-6	6	0.9	6 ft. in one sleeve
	B-LINK-25	25	0.9	25 ft. in one carton
	B-LINK	100	0.9	100 ft. in one carton
C	C-LINK-25	25	.17	25 ft. in one carton



V-BELTS



Open-End V-Belting - 3L/O, A, B, C Available in Perforated or Solid Construction


Open-End V-belting is used for specialized requirements where difficulty of installation prevents the use of endless belts or for emergency repairs. Open-End comes in either perforated (pre-drilled for easy cutting and fastener installation) or solid construction where a more durable belt is required. Open-End V-belting has an oil and heat resistant neoprene cover. Belting is cut to desired length and joined with metal fasteners. Only a knife and screwdriver are required for assembly.

Available in four sections as shown below. Standard roll length is 164 ft. (50 meters).

Features & Benefits

- **Easy Assembly** - Machinery does not have to be dismantled to install
- **Cut to Desired Length** - Readily available in emergency situations
- **Perforated Construction** - Allows for easier joining - pre-drilled holes for easy fastener installation
- **Solid Construction** - Slightly better tensile strength (hp/torque capability) than perforated version
- **Multi-Layer Reinforcement** - Consistent strength, good fastener retention

PART NUMBER	TOP WIDTH	BELT CONSTRUCTION
3L/O	3/8"	Perforated
3L/OS	3/8"	Solid
3L/OF	--	Fastener
A	1/2"	Perforated
AS	1/2"	Solid
AF	--	Fastener
B	21/32"	Perforated
BS	21/32"	Solid
BF	--	Fastener
C	7/8"	Perforated
CS	7/8"	Solid
CF	--	Fastener




Standard Roll Length is 164 ft. Add 20% for shorter lengths.

V-BELTS



Double-V (Hexagonal) Classical Belts - AA, BB, CC Cross Sections



Specially designed for serpentine and reversing drives, Double V-belts transmit power from both sides of the belt. Polyester cords and cotton/polyester cover provide maximum strength and length stability with minimum stretch. These belts conform to ARPM Engineering Standard IP-21. Double V-belts are available in three standard ARPM sections - AA, BB and CC - and in lengths up to 540 inches. They are specified by belt section letters and a Standard Length Designation that is equivalent to the length of single "V" profile belts - **Example: AA49**

CC Section - Dry can belts available on request. These are used in drying can applications in the textile industry.

Features & Benefits

- **Polyester Tensile Member** - Maximum strength, minimum stretch
- **Dual Cross-Section Construction** - Flexibility in design; delivers power from both sides of the belt
- **Center Cordline Construction** - Increased flexibility on reverse bend or serpentine drives; longer life than standard belts

Construction

Compound - NR/SBR

Cord - Polyester

Cover - Cotton/polyester blend

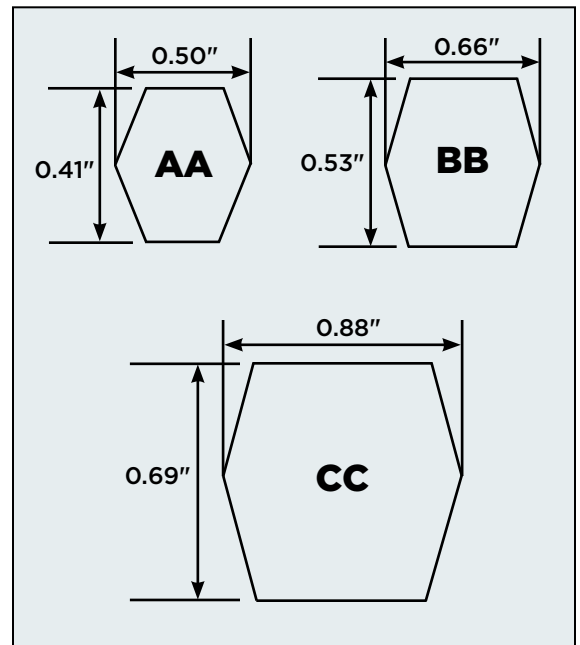
Applications - General Industry, Lawn & Garden, Agriculture, Textile, Material Sorting Equipment

Note - These belts do not use the same nomenclature as Agricultural belts. Refer to Jason/Megadyne Engineering for length conversions

Engineering Standards - Conforms to ARPM standard IP-21

Recommended Pulleys - Use pulleys made to ARPM IP-20 for the respective single V-belt

NOMINAL CENTER WIDTH





V-BELTS

"AA" SECTION 0.5" WIDE, 0.41" THICK

Belt Number	Inside Length (in.)	Approx. Weight (lbs.)	Belt Number	Inside Length (in.)	Approx. Weight (lbs.)	Belt Number	Inside Length (in.)	Approx. Weight (lbs.)	Belt Number	Inside Length (in.)	Approx. Weight (lbs.)
AA49	49.9	0.50	AA75	75.9	0.60	AA96	96.9	1.00	AA145	145.9	1.40
AA51	51.9	0.50	AA78	78.9	0.75	AA98	98.9	1.00	AA148	148.9	1.50
AA55	55.9	0.50	AA80	80.9	0.80	AA100	100.9	1.00	AA155	155.9	1.50
AA58	58.9	0.50	AA83	83.9	0.80	AA105	105.9	1.00	AA194	194.9	1.80
AA60	60.9	0.50	AA85	85.9	0.80	AA112	112.9	1.20	AA240	240.9	2.40
AA63	63.9	0.60	AA88	88.9	0.80	AA120	120.9	1.20			
AA68	68.9	0.60	AA90	90.9	0.80	AA128	128.9	1.30			
AA73	73.9	0.60	AA93	93.9	1.00	AA130	130.9	1.30			

"BB" SECTION 0.66" WIDE, 0.53" THICK

Belt Number	Inside Length (in.)	Approx. Weight (lbs.)	Belt Number	Inside Length (in.)	Approx. Weight (lbs.)	Belt Number	Inside Length (in.)	Approx. Weight (lbs.)	Belt Number	Inside Length (in.)	Approx. Weight (lbs.)
BB43	44.3	0.60	BB90	91.3	1.10	BB120	121.3	1.50	BB180	181.3	2.20
BB45	46.3	0.64	BB92	93.3	1.20	BB124	125.3	1.50	BB182	183.3	2.30
BB50	51.3	0.70	BB93	94.3	1.20	BB127	128.3	1.55	BB185	186.3	2.30
BB51	52.3	0.70	BB94	95.3	1.20	BB128	129.3	1.60	BB187	188.3	2.40
BB54	55.3	0.85	BB95	96.3	1.20	BB129	130.3	1.70	BB190	191.3	2.40
BB55	56.3	0.90	BB96	97.3	1.20	BB130	131.3	1.70	BB195	196.3	2.40
BB60	61.3	1.00	BB97	98.3	1.20	BB133	134.3	1.75	BB210	211.3	2.60
BB62	63.3	1.00	BB100	101.3	1.25	BB136	137.3	1.80	BB214	215.3	2.65
BB68	69.3	1.00	BB102	103.3	1.30	BB140	141.3	1.80	BB215	216.3	2.66
BB70	71.3	1.00	BB103	104.3	1.30	BB144	145.3	1.80	BB225	226.3	2.80
BB71	72.3	1.00	BB104	105.3	1.30	BB148	149.3	1.90	BB228	229.3	2.90
BB72	73.3	1.00	BB105	106.3	1.30	BB155	156.3	2.00	BB234	235.3	2.90
BB73	74.3	1.00	BB107	108.3	1.30	BB158	159.3	2.00	BB240	241.3	2.90
BB74	75.3	1.00	BB108	109.3	1.30	BB161	162.3	2.00	BB255	256.3	3.10
BB75	76.3	1.00	BB111	112.3	1.30	BB162	163.3	2.10	BB270	271.3	3.30
BB76	77.3	1.00	BB112	113.3	1.40	BB168	169.3	2.10	BB278	279.3	3.70
BB77	78.3	1.00	BB114	115.3	1.40	BB170	171.3	2.10	BB300	301.3	3.70
BB81	82.3	1.10	BB115	116.3	1.45	BB172	173.3	2.10	BB360	361.3	4.60
BB85	86.3	1.10	BB116	117.3	1.50	BB173	174.3	2.10			
BB87	88.3	1.10	BB118	119.3	1.50	BB175	176.3	2.10			

"CC" SECTION 0.88" WIDE, 0.69" THICK

Belt Number	Inside Length (in.)	Approx. Weight (lbs.)	Belt Number	Inside Length (in.)	Approx. Weight (lbs.)	Belt Number	Inside Length (in.)	Approx. Weight (lbs.)	Belt Number	Inside Length (in.)	Approx. Weight (lbs.)
CC75	77.1	1.70	CC119	121.1	2.60	CC173	175.1	3.80	CC240	242.1	5.20
CC81	83.1	1.80	CC120	122.1	2.70	CC174	176.1	3.80	CC270	272.1	5.90
CC85	87.1	1.90	CC128	130.1	2.90	CC178	180.1	4.00	CC300	302.1	6.50
CC90	92.1	2.00	CC140	142.1	3.10	CC180	182.1	4.00	CC330	332.1	7.20
CC96	98.1	2.20	CC144	146.1	3.20	CC195	197.1	4.60	CC360	362.1	7.80
CC105	107.1	2.40	CC154	156.1	3.40	CC210	212.1	4.70	CC390	392.1	8.50
CC112	114.1	2.50	CC158	160.1	3.50	CC225	227.1	4.90	CC420	422.1	9.10
CC118	120.1	2.60	CC162	164.1	3.80	CC234	236.1	5.10	CC780	782.1	14.90

DOUBLE-V CLASSICAL BELTS FOR POULTRY INDUSTRY



Note: "N" suffix on belt number denotes double-notch construction. Contact Jason for availability of additional sizes.

Used on equipment in the poultry industry for the de-feathering process, the table below lists popular sizes of Jason Double-V Classical Belts which have proven themselves in this harsh environment. Where a suffix of N is seen at the end of the belt number (**Example: BB158N**), belts are double-notched for extra flexibility.


Belt Number	Inside Length (in.)	Approx. Weight (lbs.)	Construction
AA128	128.9	1.30	Standard
AA148	148.9	1.50	Standard
BB155	156.3	2.00	Standard
BB155N	156.3	2.00	Double Notched
BB158	159.3	2.00	Standard
BB158N	159.3	2.00	Double Notched
BB172N	173.3	2.10	Double Notched
BB185	186.3	2.30	Standard



BANDED V-BELTS



UniMatch® Banded V-Belts - Classical Sections B, C, D (Oil & Heat Resistant/Static Dissipating)



UniMatch® Banded V-belts are available in Classical sections B, C and D, and feature the same premium constructions as the individual belt, bonded together with a fabric-neoprene top band. These belts are often used on vertical shafts and where belt vibration, whipping and turn-over must be minimized.

Stock Banded Classical V-belts are listed on page 20. To obtain the total list price, multiply the list price per rib by the total number of ribs per band. In-between lengths of the B, C and D sections are available, as are lengths to 600 inches in the B and C sections on special order. Consult Jason/Megadyne Customer Service. These belts conform to ARPM Engineering Standard IP-20.

Banded Classical V-belts are specified by a number followed by a forward slash which indicates banded construction and number of ribs, and a letter/number combination indicating the base belt part number -

Example: 8/C90

Features & Benefits

- **Banded Construction** - Fabric/Neoprene top band enhances stability and prevents belts from turning over or coming off the drive. Minimizes vibration.
- **Static Dissipating** - Safe operation in potentially dangerous atmosphere
- **Oil & Heat Resistant** - Durability in tough environments

PART NUMBER DESIGNATION

8/C90

8/ = One banded belt with 8 ribs

C = Indicates belt cross section

90 = ARPM Standard Length Designation

Construction

Compound - NR/SBR

Cord - Polyester

Cover - Cotton/polyester blend

Top Band - Fabric/Neoprene

Applications - General Industry, HVAC Equipment, Lawn & Garden, Agriculture

Engineering Standards - Conforms to ARPM standard IP-20

Recommended Pulleys - Use pulleys made to ARPM standards

Special Order Availability - RB48 to RB105, up to 28 ribs wide
RB108 and up, up to 26 ribs wide
RC - All sizes, up to 22 ribs wide
RD - All sizes, up to 15 ribs wide

Special Lengths - In-between lengths and lengths up to 600 inches available by special order

Note - 2 and 3 rib belts are not returnable

It is common practice for some belt suppliers to fill orders for banded V-belts by supplying separate bands (belts) that add up to the total number of ribs requested. Normal policy for Jason/Megadyne is to supply a one-piece banded V-belt unless otherwise requested. **Example: Order is for one belt with 8 ribs.** Some suppliers will send two belts with 4 ribs each. Jason/Megadyne will ship as ordered, one belt with 8 ribs, unless otherwise specified.



BANDED V-BELTS

"RB" SECTION UNIMATCH® BANDED V-BELTS (CLASSICAL)

Banded B - thru B210, add 3-13/16 (3.8) to Standard Length Designation and above B210, add 2-15/16 (2.3) to get Outside Length (inch)

Belt Number	Outside Length (in.)	Approx. Weight (lbs.)	Belt Number	Outside Length (in.)	Approx. Weight (lbs.)	Belt Number	Outside Length (in.)	Approx. Weight (lbs.)	Belt Number	Outside Length (in.)	Approx. Weight (lbs.)
RB46	49.8	0.70	RB70	73.8	0.95	RB100	103.8	1.36	RB148	151.8	2.00
RB48	51.8	0.70	RB71	74.8	0.97	RB101	104.8	1.34	RB150	153.8	2.05
RB51	54.8	0.70	RB72	75.8	0.98	RB103	106.8	1.39	RB154	157.8	2.09
RB52	55.8	0.70	RB75	78.8	1.00	RB105	108.8	1.43	RB158	161.8	2.14
RB53	56.8	0.72	RB77	80.8	1.02	RB108	111.8	1.47	RB160	163.8	2.18
RB55	58.8	0.74	RB78	81.8	1.04	RB109	112.8	1.50	RB162	165.8	2.20
RB56	59.8	0.75	RB79	82.8	1.06	RB112	115.8	1.54	RB173	176.8	2.35
RB57	60.8	0.76	RB80	83.8	1.08	RB114	117.8	1.58	RB180	183.8	2.44
RB58	61.8	0.77	RB81	84.8	1.10	RB116	119.8	1.61	RB184	187.8	2.50
RB59	62.8	0.79	RB82	85.8	1.12	RB118	121.8	1.60	RB188	191.8	2.68
RB60	63.8	0.82	RB83	86.8	1.15	RB120	123.8	1.68	RB190	193.8	2.75
RB61	64.8	0.83	RB85	88.8	1.18	RB124	127.8	1.75	RB195	198.8	2.65
RB62	65.8	0.84	RB88	91.8	1.21	RB128	131.8	1.78	RB210	213.8	2.85
RB63	66.8	0.86	RB90	93.8	1.22	RB130	133.8	1.80	RB225	227.3	3.20
RB64	67.8	0.87	RB93	96.8	1.26	RB133	136.8	1.81	RB240	242.3	3.26
RB65	68.8	0.88	RB95	98.8	1.29	RB136	139.8	1.84	RB255	257.3	3.46
RB66	69.8	0.89	RB96	99.8	1.30	RB138	141.8	1.90	RB270	272.3	3.67
RB67	70.8	0.90	RB97	100.8	1.32	RB141	144.8	1.92	RB300	302.3	4.08
RB68	71.8	0.92	RB99	102.8	1.35	RB144	147.8	1.95	RB315	317.3	4.28

"RC" SECTION UNIMATCH® BANDED V-BELTS (CLASSICAL)


Banded C - thru C210, add 5-7/16 (5.4) to Standard Length Designation and above C210, add 3-7/16 (3.4) to get Outside Length (inch)

Belt Number	Outside Length (in.)	Approx. Weight (lbs.)	Belt Number	Outside Length (in.)	Approx. Weight (lbs.)	Belt Number	Outside Length (in.)	Approx. Weight (lbs.)	Belt Number	Outside Length (in.)	Approx. Weight (lbs.)
RC60	65.4	1.44	RC100	105.4	2.40	RC162	167.4	3.88	RC285	288.4	6.84
RC68	73.4	1.65	RC105	110.4	2.52	RC173	178.4	4.15	RC300	303.4	7.20
RC71	76.4	1.68	RC109	114.4	2.60	RC180	185.4	4.32	RC315	318.4	7.56
RC75	80.4	1.80	RC112	117.4	2.68	RC195	200.4	4.68	RC330	333.4	7.92
RC80	85.4	1.85	RC120	125.4	2.88	RC204	209.4	4.90	RC345	348.4	8.28
RC81	86.4	1.92	RC126	131.4	3.04	RC210	215.4	5.04	RC360	363.4	8.64
RC85	90.4	2.04	RC128	133.4	3.07	RC225	228.4	5.40	RC390	393.4	9.36
RC87	92.4	2.09	RC136	141.4	3.26	RC240	243.4	5.76	RC420	423.4	10.80
RC90	95.4	2.16	RC144	149.4	3.45	RC255	258.4	6.12			
RC96	101.4	2.30	RC158	163.4	3.79	RC270	273.4	6.48			

"RD" SECTION UNIMATCH® BANDED V-BELTS (CLASSICAL)

Banded D - thru D210, add 6-5/8 (6.6) to Standard Length Designation and above D210, add 4-1/8 (4.1) to get Outside Length (inch)


Belt Number	Outside Length (in.)	Approx. Weight (lbs.)	Belt Number	Outside Length (in.)	Approx. Weight (lbs.)	Belt Number	Outside Length (in.)	Approx. Weight (lbs.)	Belt Number	Outside Length (in.)	Approx. Weight (lbs.)
RD112	118.6	4.70	RD173	179.6	7.20	RD270	274.1	11.20	RD390	394.1	16.20
RD120	126.6	5.00	RD180	186.6	7.50	RD285	289.1	11.80	RD420	424.1	17.50
RD128	134.6	5.30	RD195	201.6	7.90	RD300	304.1	12.50	RD480	484.1	20.00
RD138	144.6	5.80	RD210	216.6	8.70	RD315	319.1	13.10	RD540	544.1	22.50
RD144	150.6	6.00	RD225	229.1	9.40	RD330	334.1	13.70	RD600	604.1	25.00
RD158	164.6	6.60	RD240	244.1	10.00	RD345	349.1	14.40	RD660	664.1	27.50
RD162	168.6	6.80	RD255	259.1	10.60	RD360	364.1	14.90			



BANDED V-BELTS



UniMatch® Banded V-Belts - Deep Wedge Sections 3V, 5V, 8V (Oil & Heat Resistant/Static Dissipating)



UniMatch® Banded V-belts are available in Deep Wedge sections 3V, 5V and 8V, and feature the same premium constructions as the individual Deep Wedge belt and are bonded together with a fabric-neoprene top band. These belts are often used on vertical shafts and where belt vibration, whipping and turn-over must be minimized.

Stock Banded Deep Wedge V-belts are listed on page 22. To obtain the total list price, multiply the list price per rib by the total number of ribs per band. These belts conform to ARPM Engineering Standard IP-22.

Banded Deep Wedge V-belts are specified by a number followed by a forward slash which indicates banded construction, number of ribs and a letter/number combination indicating the base belt part number -

Example: 8/5V750

Features & Benefits

- **High Power Capability** - High power with a more compact drive
- **Banded Construction** - Fabric/Neoprene top band enhances stability and prevents belts from turning over or coming off of the drive. Minimizes vibration.
- **Oil & Heat Resistant** - Durability in tough environments

Construction

Compound - NR/SBR

Cord - Polyester

Cover - Cotton/polyester blend

Top Band - Fabric/Neoprene

PART NUMBER DESIGNATION

8/5V750

8/ = One banded belt with 8 ribs

5V = Indicates belt cross section

750 = Effective length in tenths of an inch

Applications - General Industry, HVAC Equipment, Lawn & Garden, Agriculture

Engineering Standards - Conforms to ARPM standard IP-22

Recommended Pulleys - Use pulleys made to ARPM standards

Special Order Availability - R3V425 to R3V475, up to 21 ribs wide
R3V500 to R3V1060, up to 54 ribs wide
R3V1120 to R3V1400, up to 48 ribs wide
R5V - All sizes, up to 30 ribs wide
R8V - All sizes, up to 20 ribs wide

Note - 2 and 3 rib belts are not returnable

It is common practice for some belt suppliers to fill orders for banded V-belts by supplying separate bands (belts) that add up to the total number of ribs requested. Normal policy for Jason/Megadyne is to supply a one-piece banded V-belt unless otherwise requested. **Example: Order is for one belt with 8 ribs.** Some suppliers will send two belts with 4 ribs each. Jason/Megadyne will ship as ordered, one belt with 8 ribs, unless otherwise specified.



BANDED V-BELTS

"3V" SECTION UNIMATCH® BANDED V-BELTS (DEEP WEDGE)

Belt Number	Effective Length (in.)	Approx. Weight (lbs.)	Belt Number	Effective Length (in.)	Approx. Weight (lbs.)	Belt Number	Effective Length (in.)	Approx. Weight (lbs.)	Belt Number	Effective Length (in.)	Approx. Weight (lbs.)
R3V355	35.5	0.20	R3V560	45.0	0.20	R3V800	63.0	0.30	R3V1120	112.0	0.50
R3V400	40.0	0.20	R3V600	60.0	0.20	R3V830	83.0	0.40	R3V1180	118.0	0.50
R3V425	42.5	0.20	R3V630	63.0	0.30	R3V850	85.0	0.40	R3V1250	125.0	0.50
R3V450	45.0	0.20	R3V670	67.0	0.30	R3V900	90.0	0.40	R3V1320	132.0	0.60
R3V475	47.5	0.20	R3V710	71.0	0.30	R3V950	95.0	0.40	R3V1400	140.0	0.60
R3V500	50.0	0.20	R3V730	73.0	0.30	R3V1000	100.0	0.40			
R3V530	53.0	0.20	R3V750	75.0	0.30	R3V1060	106.0	0.50			

For R3V approximate outside circumference, add 15/16"

"5V" SECTION UNIMATCH® BANDED V-BELTS (DEEP WEDGE)


Belt Number	Effective Length (in.)	Approx. Weight (lbs.)	Belt Number	Effective Length (in.)	Approx. Weight (lbs.)	Belt Number	Effective Length (in.)	Approx. Weight (lbs.)	Belt Number	Effective Length (in.)	Approx. Weight (lbs.)
R5V500	50.0	0.60	R5V900	90.0	1.00	R5V1500	150.0	1.80	R5V2500	250.0	3.00
R5V530	53.0	0.60	R5V950	95.0	1.10	R5V1600	160.0	1.90	R5V2650	265.0	3.20
R5V560	56.0	0.70	R5V975	97.5	1.20	R5V1650	165.0	2.00	R5V2800	280.0	3.30
R5V600	60.0	0.70	R5V1000	100.0	1.20	R5V1700	170.0	2.00	R5V3000	300.0	3.60
R5V630	63.0	0.70	R5V1060	106.0	1.30	R5V1800	180.0	2.10	R5V3150	315.0	3.80
R5V670	67.0	0.80	R5V1120	112.0	1.30	R5V1900	190.0	2.20	R5V3350	335.0	4.00
R5V710	71.0	0.80	R5V1180	118.0	1.40	R5V2000	200.0	2.40	R5V3550	355.0	4.30
R5V750	75.0	0.80	R5V1250	125.0	1.50	R5V2120	212.0	2.50			
R5V800	80.0	0.90	R5V1320	132.0	1.60	R5V2240	224.0	2.70			
R5V850	85.0	0.90	R5V1400	140.0	1.70	R5V2360	236.0	2.80			

For R5V approximate outside circumference, add 1-1/4"

"8V" SECTION UNIMATCH® BANDED V-BELTS (DEEP WEDGE)

Belt Number	Effective Length (in.)	Approx. Weight (lbs.)	Belt Number	Effective Length (in.)	Approx. Weight (lbs.)	Belt Number	Effective Length (in.)	Approx. Weight (lbs.)	Belt Number	Effective Length (in.)	Approx. Weight (lbs.)
R8V1000	100.0	3.30	R8V1600	160.0	5.20	R8V2360	236.0	7.00	R8V3350	335.0	11.10
R8V1060	106.0	3.50	R8V1650	165.0	5.40	R8V2400	240.0	8.00	R8V3750	375.0	11.70
R8V1120	112.0	3.70	R8V1700	170.0	5.60	R8V2500	250.0	8.30	R8V4000	400.0	12.40
R8V1180	118.0	3.90	R8V1800	180.0	5.90	R8V2650	265.0	8.70	R8V4250	425.0	13.20
R8V1250	125.0	4.10	R8V1900	190.0	6.30	R8V2700	270.0	9.00	R8V4500	450.0	14.00
R8V1320	132.0	4.40	R8V2000	200.0	6.60	R8V2800	280.0	9.20	R8V4750	475.0	14.80
R8V1400	140.0	4.60	R8V2120	212.0	6.90	R8V3000	300.0	9.80	R8V5000	500.0	16.50
R8V1500	150.0	4.90	R8V2240	224.0	7.00	R8V3150	315.0	9.90	R8V5600	560.0	18.40


For R8V approximate outside circumference, add 1-9/16"



BANDED V-BELTS



UniMatch® Banded V-Belts - Deep Wedge Cog Sections 3VX, 5VX (Oil & Heat Resistant/Static Dissipating)



UniMatch® Banded V-belts are now available in Deep Wedge Cog sections 3VX and 5VX. They feature the same premium constructions as the individual Cogged Raw Edge belts and are bonded together with a fabric-neoprene top band. These belts are often used on vertical shafts and where belt vibration, whipping and turn-over must be minimized.

Stock Banded Deep Wedge Cog V-belts are listed on page 24. To obtain the total list price, multiply the list price per rib by the total number of ribs per band. These belts conform to ARPM Engineering Standard IP-22.

Banded Deep Wedge Cog V-belts are specified by a number followed by a forward slash which indicates banded construction, number of ribs and a letter/number combination indicating the base belt part number -

Example: 3/3VX335

Features & Benefits

- **High Power Capability** - High power with a more compact drive
- **Raw Edge Sidewalls** - Increased aggressiveness reduces slippage and increases efficiency versus wrapped V-belts. Saves energy.
- **Banded Construction** - Fabric/Neoprene top band enhances stability and prevents belts from turning over or coming off of the drive. Minimizes vibration.
- **Oil & Heat Resistant** - Durability in tough environments

PART NUMBER DESIGNATION

3/3VX335

3/ = One banded belt with 3 ribs

3V = Indicates belt cross section

X = Indicates raw edge cog

335 = Effective length in tenths of an inch = 33.5"

Construction

Compound - Chloroprene

Cord - Polyester

Sidewalls - Raw Edge

Top Band - Fabric/Neoprene

Applications - General Industry, HVAC Equipment, Lawn & Garden, Agriculture

Engineering Standards - Conforms to ARPM standard IP-22

Recommended Pulleys - Use pulleys made to ARPM (RMA) MPTA standards

Special Order Availability - Made to Order sizes available upon request:

R3VX - up to 100" length, up to 70 ribs wide

R3VX - over 100" length, up to 5 ribs wide

R5VX - up to 100" length, up to 43 ribs wide

R5VX - over 100" length, up to 5 ribs wide

Note - 2 and 3 rib belts are not returnable

It is common practice for some belt suppliers to fill orders for banded V-belts by supplying separate bands (belts) that add up to the total number of ribs requested. Normal policy for Jason/Megadyne is to supply a one-piece banded V-belt unless otherwise requested. **Example: Order is for one belt with 8 ribs.** Some suppliers will send two belts with 4 ribs each. Jason/Megadyne will ship as ordered, one belt with 8 ribs, unless otherwise specified.



BANDED V-BELTS

"R3VX" SECTION UNIMATCH® BANDED V-BELTS (DEEP WEDGE COG)



Belt Number	Effective Length (in.)	Approx. Weight (lbs.)	Belt Number	Effective Length (in.)	Approx. Weight (lbs.)	Belt Number	Effective Length (in.)	Approx. Weight (lbs.)	Belt Number	Effective Length (in.)	Approx. Weight (lbs.)
R3VX315	31.5	0.15	R3VX460	46.0	0.22	R3VX670	67.0	0.33	R3VX1000	100.0	0.49
R3VX335	33.5	0.16	R3VX475	47.5	0.23	R3VX710	71.0	0.34	R3VX1060	106.0	0.51
R3VX355	35.5	0.17	R3VX500	50.0	0.24	R3VX750	75.0	0.36	R3VX1120	112.0	0.54
R3VX375	37.5	0.18	R3VX520	52.0	0.25	R3VX800	80.0	0.39	R3VX1180	118.0	0.57
R3VX400	40.0	0.19	R3VX530	53.0	0.26	R3VX850	85.0	0.41	R3VX1250	125.0	0.61
R3VX425	42.5	0.21	R3VX560	56.0	0.27	R3VX900	90.0	0.44	R3VX1320	132.0	0.64
R3VX430	43.0	0.21	R3VX600	60.0	0.29	R3VX925	92.5	0.45	R3VX1400	140.0	0.68
R3VX450	45.0	0.22	R3VX630	63.0	0.31	R3VX950	95.0	0.46			

For R3VX approximate outside circumference, add 15/16"

"R5VX" SECTION UNIMATCH® BANDED V-BELTS (DEEP WEDGE COG)

Belt Number	Effective Length (in.)	Approx. Weight (lbs.)	Belt Number	Effective Length (in.)	Approx. Weight (lbs.)	Belt Number	Effective Length (in.)	Approx. Weight (lbs.)	Belt Number	Effective Length (in.)	Approx. Weight (lbs.)
R5VX500	50.0	0.65	R5VX750	75.0	0.98	R5VX1060	106.0	1.39	R5VX1600	160.0	2.10
R5VX530	53.0	0.69	R5VX800	80.0	1.05	R5VX1120	112.0	1.47	R5VX1700	170.0	2.23
R5VX560	56.0	0.73	R5VX830	83.0	1.09	R5VX1180	118.0	1.55	R5VX1800	180.0	2.36
R5VX600	60.0	0.79	R5VX850	85.0	1.11	R5VX1250	125.0	1.64	R5VX1900	190.0	2.49
R5VX630	63.0	0.83	R5VX900	90.0	1.18	R5VX1320	132.0	1.73	R5VX2000	200.0	2.62
R5VX670	67.0	0.88	R5VX950	95.0	1.24	R5VX1400	140.0	1.83			
R5VX710	71.0	0.93	R5VX1000	100.0	1.31	R5VX1500	150.0	1.96			


For R5VX approximate outside circumference, add 1-1/4"



MXV™ LAWN & GARDEN PREMIUM BELTS



MXV™ Super Duty Lawn & Garden Belts - MXV3, MXV4, MXV5 (Tough Aramid Reinforcement)



These belts are ideal for lawn and garden applications. The special aramid tensile member guarantees excellent shock resistance while the bare back construction special cover assures smooth belt release and engagement in clutching applications. Special oil and heat resistant synthetic rubber.

Part number denotes nominal top width and Length. Designation Number is 1/2" nominal width and 30.0" approximate outside circumference - **Example: MXV4-300**

Features & Benefits

- **Aramid Blend Tensile Member** - Low stretch tensile; resistant to shock load
- **Special Fiber Loaded Undercord** - Greater tensile member support
- **Blue Bare Back Cover** - Smooth, quiet operation on clutching applications
- **Thin Profile** - Flexible on small pulleys for long life

Construction

- Compound** - Oil & heat resistant synthetic rubber
- Cord** - Aramid Blend Tensile Member
- Cover** - Bare Back (no rubber impregnation)

Applications - Lawn & Garden, Agriculture, Pumps, Blowers, Fans, Woodworking Equipment, Hand Tools, Sprayers, Compressors

Engineering Standards - Conforms to ARPM standard IP-23

Recommended Pulleys - Use pulleys made to ARPM standards

Note - MXV belts have the same dimensions and tolerances as standard FHP belts.

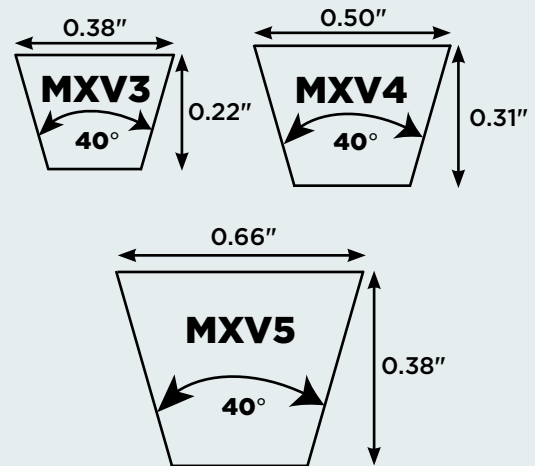
PART NUMBER DESIGNATION

MXV4-300

MXV = Heavy Duty construction

4 = 0.50" Nominal Top Width

300 = Outside length in tenths of an inch





MXV™ LAWN & GARDEN PREMIUM BELTS

MXV3 LAWN & GARDEN BELT 0.38" TOP WIDTH x 0.22" THICK x 40° ANGLE

Belt Number	Outside Length (in.)	Approx. Weight (lbs.)	Belt Number	Outside Length (in.)	Approx. Weight (lbs.)	Belt Number	Outside Length (in.)	Approx. Weight (lbs.)	Belt Number	Outside Length (in.)	Approx. Weight (lbs.)
MXV3-200	20.0	0.08	MXV3-280	28.0	0.11	MXV3-350	35.0	0.14	MXV3-420	42.0	0.17
MXV3-210	21.0	0.08	MXV3-290	29.0	0.12	MXV3-360	36.0	0.14	MXV3-430	43.0	0.17
MXV3-220	22.0	0.09	MXV3-300	30.0	0.12	MXV3-370	37.0	0.15	MXV3-440	44.0	0.18
MXV3-240	24.0	0.09	MXV3-310	31.0	0.12	MXV3-380	38.0	0.15	MXV3-450	45.0	0.18
MXV3-250	25.0	0.10	MXV3-320	32.0	0.13	MXV3-390	39.0	0.16	MXV3-460	46.0	0.18
MXV3-260	26.0	0.10	MXV3-330	33.0	0.13	MXV3-400	40.0	0.16	MXV3-470	47.0	0.19
MXV3-270	27.0	0.11	MXV3-340	34.0	0.14	MXV3-410	41.0	0.16	MXV3-480	48.0	0.19

MXV4 LAWN & GARDEN BELT 0.5" TOP WIDTH x 0.31" THICK x 40° ANGLE

Belt Number	Outside Length (in.)	Approx. Weight (lbs.)	Belt Number	Outside Length (in.)	Approx. Weight (lbs.)	Belt Number	Outside Length (in.)	Approx. Weight (lbs.)	Belt Number	Outside Length (in.)	Approx. Weight (lbs.)
MXV4-200	20.0	0.09	MXV4-410	41.0	0.19	MXV4-660	66.0	0.30	MXV4-910	91.0	0.42
MXV4-210	21.0	0.10	MXV4-420	42.0	0.19	MXV4-670	67.0	0.31	MXV4-920	92.0	0.42
MXV4-220	22.0	0.10	MXV4-430	43.0	0.20	MXV4-680	68.0	0.31	MXV4-930	93.0	0.43
MXV4-230	23.0	0.11	MXV4-440	44.0	0.20	MXV4-690	69.0	0.32	MXV4-940	94.0	0.43
MXV4-240	24.0	0.11	MXV4-450	45.0	0.21	MXV4-700	70.0	0.32	MXV4-945	94.5	0.44
MXV4-250	25.0	0.12	MXV4-460	46.0	0.21	MXV4-710	71.0	0.33	MXV4-950	95.0	0.44
MXV4-260	26.0	0.12	MXV4-470	47.0	0.22	MXV4-720	72.0	0.33	MXV4-960	96.0	0.44
MXV4-270	27.0	0.12	MXV4-480	48.0	0.22	MXV4-730	73.0	0.34	MXV4-970	97.0	0.45
MXV4-280	28.0	0.13	MXV4-490	49.0	0.23	MXV4-740	74.0	0.34	MXV4-980	98.0	0.45
MXV4-290	29.0	0.13	MXV4-500	50.0	0.23	MXV4-750	75.0	0.35	MXV4-990	99.0	0.46
MXV4-295	29.5	0.14	MXV4-510	51.0	0.24	MXV4-760	76.0	0.35	MXV4-1000	100.0	0.46
MXV4-300	30.0	0.14	MXV4-520	52.0	0.24	MXV4-770	77.0	0.36	MXV4-1010	101.0	0.47
MXV4-305	30.5	0.14	MXV4-530	53.0	0.24	MXV4-780	78.0	0.36	MXV4-1020	102.0	0.47
MXV4-310	31.0	0.14	MXV4-540	54.0	0.25	MXV4-790	79.0	0.36	MXV4-1030	103.0	0.48
MXV4-320	32.0	0.15	MXV4-550	55.0	0.25	MXV4-800	80.0	0.37	MXV4-1050	105.0	0.48
MXV4-325	32.5	0.15	MXV4-560	56.0	0.26	MXV4-810	81.0	0.37	MXV4-1070	107.0	0.49
MXV4-330	33.0	0.15	MXV4-570	57.0	0.26	MXV4-820	82.0	0.38	MXV4-1080	108.0	0.50
MXV4-340	34.0	0.16	MXV4-580	58.0	0.27	MXV4-830	83.0	0.38	MXV4-1090	109.0	0.50
MXV4-350	35.0	0.16	MXV4-590	59.0	0.27	MXV4-840	84.0	0.39	MXV4-1100	110.0	0.51
MXV4-355	35.5	0.16	MXV4-600	60.0	0.28	MXV4-850	85.0	0.39	MXV4-1120	112.0	0.52
MXV4-360	36.0	0.17	MXV4-610	61.0	0.28	MXV4-860	86.0	0.40	MXV4-1180	118.0	0.54
MXV4-370	37.0	0.17	MXV4-620	62.0	0.29	MXV4-870	87.0	0.40	MXV4-1340	134.0	0.62
MXV4-380	38.0	0.18	MXV4-630	63.0	0.29	MXV4-880	88.0	0.41	MXV4-1380	138.0	0.64
MXV4-390	39.0	0.18	MXV4-640	64.0	0.30	MXV4-890	89.0	0.41			
MXV4-400	40.0	0.18	MXV4-650	65.0	0.30	MXV4-900	90.0	0.42			

MXV5 LAWN & GARDEN BELT 0.66" TOP WIDTH x 0.38" THICK x 40° ANGLE


Belt Number	Outside Length (in.)	Approx. Weight (lbs.)	Belt Number	Outside Length (in.)	Approx. Weight (lbs.)	Belt Number	Outside Length (in.)	Approx. Weight (lbs.)	Belt Number	Outside Length (in.)	Approx. Weight (lbs.)
MXV5-230	23.0	0.20	MXV5-490	49.0	0.42	MXV5-750	75.0	0.65	MXV5-1010	101.0	0.88
MXV5-240	24.0	0.21	MXV5-500	50.0	0.43	MXV5-760	76.0	0.66	MXV5-1020	102.0	0.88
MXV5-250	25.0	0.22	MXV5-510	51.0	0.44	MXV5-770	77.0	0.67	MXV5-1040	104.0	0.90
MXV5-260	26.0	0.23	MXV5-520	52.0	0.45	MXV5-780	78.0	0.68	MXV5-1060	106.0	0.92
MXV5-270	27.0	0.23	MXV5-530	53.0	0.46	MXV5-790	79.0	0.68	MXV5-1090	109.0	0.94
MXV5-280	28.0	0.28	MXV5-540	54.0	0.47	MXV5-800	80.0	0.69	MXV5-1110	111.0	0.96
MXV5-290	29.0	0.25	MXV5-550	55.0	0.48	MXV5-810	81.0	0.70	MXV5-1130	113.0	0.98
MXV5-300	30.0	0.26	MXV5-560	56.0	0.49	MXV5-820	82.0	0.71	MXV5-1170	117.0	1.01
MXV5-310	31.0	0.27	MXV5-570	57.0	0.49	MXV5-830	83.0	0.72	MXV5-1180	118.0	1.02
MXV5-320	32.0	0.28	MXV5-580	58.0	0.50	MXV5-840	84.0	0.73	MXV5-1200	120.0	1.04
MXV5-330	33.0	0.29	MXV5-590	59.0	0.51	MXV5-850	85.0	0.74	MXV5-1260	126.0	1.09
MXV5-340	34.0	0.29	MXV5-600	60.0	0.52	MXV5-860	86.0	0.75	MXV5-1340	134.0	1.16
MXV5-350	35.0	0.30	MXV5-610	61.0	0.53	MXV5-870	87.0	0.75	MXV5-1360	136.0	1.18
MXV5-360	36.0	0.31	MXV5-620	62.0	0.54	MXV5-880	88.0	0.76	MXV5-1380	138.0	1.20
MXV5-370	37.0	0.32	MXV5-630	63.0	0.55	MXV5-890	89.0	0.77	MXV5-1390	139.0	1.20
MXV5-380	38.0	0.33	MXV5-640	64.0	0.55	MXV5-900	90.0	0.78	MXV5-1400	140.0	1.21
MXV5-390	39.0	0.34	MXV5-650	65.0	0.56	MXV5-910	91.0	0.79	MXV5-1430	143.0	1.24
MXV5-400	40.0	0.35	MXV5-660	66.0	0.57	MXV5-920	92.0	0.80	MXV5-1480	148.0	1.28
MXV5-410	41.0	0.36	MXV5-670	67.0	0.58	MXV5-930	93.0	0.81	MXV5-1520	152.0	1.32
MXV5-420	42.0	0.36	MXV5-680	68.0	0.59	MXV5-940	94.0	0.81	MXV5-1630	163.0	1.41
MXV5-430	43.0	0.37	MXV5-690	69.0	0.60	MXV5-950	95.0	0.82			
MXV5-440	44.0	0.38	MXV5-700	70.0	0.61	MXV5-960	96.0	0.83			
MXV5-450	45.0	0.39	MXV5-710	71.0	0.62	MXV5-970	97.0	0.84			
MXV5-460	46.0	0.40	MXV5-720	72.0	0.62	MXV5-980	98.0	0.85			
MXV5-470	47.0	0.41	MXV5-730	73.0	0.63	MXV5-990	99.0	0.86			
MXV5-480	48.0	0.42	MXV5-740	74.0	0.64	MXV5-1000	100.0	0.87			

VARIABLE SPEED BELTS




Variable Speed Belts

Jason Variable Speed belts are for use on variable speed pulley drives requiring exact speed control and maximum range of speed changes. Variable speed drives are employed where the operating speed of the driven pulley must vary over a wider range. Axial movement of the variable speed pulley flange changes the pitch diameter (radial position) of the belt and therefore belt speed, and so the rotational speed of the driven pulley. The sidewalls of the belt conform to the angular faces of the pulley flanges.



A variable speed drive may consist of either one or two pulleys with moveable flanges. In a drive with only one pulley having a single moveable flange, the center distance is changed to force the belt to move radially. For a drive using two pulleys, each having a moveable flange(s), one pulley's flange works against a spring, which allows the flange to move axially and change the radial position of the belt. The other pulley is mechanically opened or closed using axial force. The axial force applies a radial pressure to the angled sides of the belt and causes radial movement. On the spring pulley, the force from the belt sidewall forces the spring outward and opens the flanges or allows it to move inward and close. This changes the pitch diameter of the belt and the rotational speed of the driven shaft. Two pulley systems usually provide a wider speed range than a single variable speed pulley drive.

American Variable Speed (ARPM) belts are specified by top width, the pulley groove angle and pitch length. The groove angle can be measured from the drive pulleys - **Example: 3236V369**



PART NUMBER DESIGNATION

3236V369

32 = Top width in sixteenths of an inch = 32/16
(or 2 inches)

36 = Intended sheave angle = 36 degree sheave angle

V = Variable Speed Belt

369 = Pitch length in tenths of an inch = 36.9"
(369 = 36.9 x 10)

Features & Benefits

- **High Modulus Tensile Members** - Ensures minimum stretch and excellent belt length stability
- **Raw Edge Sidewalls** - Provides maximum grip and smooth, quiet performance
- **Oil & Heat Resistant** - Delivers excellent durability in harsh environments
- **Chloroprene Rubber Compound** - Excellent resistance to wear

Construction

Compound - Chloroprene

Cord - High Modulus

Sidewalls - Raw Edge

Applications - General Industry, Agricultural, Machine Tools

Engineering Standards - American Standard Sizes - conform to ARPM/RMA standard IP-25
ISO Variable Speed Sizes - conform to ISO R1604 standard



VARIABLE SPEED BELTS

AMERICAN VARIABLE SPEED V-BELTS

Belt Number	Pitch Length (in)	Approx. Weight (lbs.)	Belt Number	Pitch Length (in)	Approx. Weight (lbs.)	Belt Number	Pitch Length (in)	Approx. Weight (lbs.)	Belt Number	Pitch Length (in)	Approx. Weight (lbs.)
1228V255	25.5	0.28	1922V544	54.4	1.01	2322V481	48.1	1.42	2830V666	66.6	2.26
1422V255	21.5	0.27	1922V554	55.4	1.06	2322V486	48.6	1.44	2836V300	30.0	1.16
1422V235	23.5	0.29	1922V604	60.4	1.12	2322V521	52.1	1.53	2836V343	34.3	1.29
1422V240	24.0	0.29	1922V630	63.0	1.17	2322V541	54.1	1.59	2836V350	35.0	1.39
1422V256	25.6	0.29	1922V646	64.6	1.20	2322V601	60.1	1.76	2836V361	36.1	1.44
1422V270	27.0	0.32	1922V651	65.1	1.21	2322V604	60.4	1.77	2836V380	38.0	1.50
1422V290	29.0	0.35	1922V666	66.6	1.23	2322V621	62.1	1.82	2926V366	36.6	1.47
1422V300	30.0	0.36	1922V686	68.6	1.37	2322V661	66.1	1.94	2926V400	40.0	1.60
1422V330	33.0	0.39	1922V706	70.6	1.40	2322V667	66.7	1.95	2926V426	42.6	1.70
1422V340	34.0	0.40	1922V721	72.1	1.33	2322V681	68.1	2.01	2926V452	45.2	1.84
1422V360	36.0	0.43	1922V726	72.6	1.34	2322V701	70.1	2.05	2926V456	45.6	1.86
1422V400	40.0	0.47	1922V756	75.6	1.40	2322V721	72.1	2.11	2926V471	47.1	1.88
1422V420	42.0	0.50	1922V806	80.6	1.60	2322V801	80.1	2.34	2926V477	47.7	1.90
1422V440	44.0	0.52	1922V846	84.6	1.68	2322V826	82.6	2.42	2926V486	48.6	1.93
1422V460	46.0	0.55	1922V891	89.1	1.77	2322V846	84.6	2.47	2926V491	49.1	1.95
1422V466	46.6	0.56	1922V966	96.6	1.92	2322V886	88.6	2.47	2926V521	52.1	2.07
1422V470	47.0	0.57	1922V1006	100.6	1.99	2322V921	92.1	2.71	2926V546	54.6	2.17
1422V480	48.0	0.57	1922V1146	114.6	2.27	2322V964	96.4	2.82	2926V574	57.4	2.28
1422V520	52.0	0.61	1922V1260	126.0	2.41	2322V1001	100.1	2.94	2926V586	58.6	2.32
1422V540	54.0	0.64	1926V250	25.0	0.48	2322V1061	106.1	3.12	2926V606	60.6	2.40
1422V600	60.0	0.72	1926V275	27.5	0.53	2322V1271	127.1	3.68	2926V613	61.3	2.43
1422V660	66.0	0.75	1926V333	33.3	0.61	2326V310	31.0	0.79	2926V616	61.6	2.44
1422V720	72.0	0.80	1926V367	36.7	0.68	2326V359	35.9	0.92	2926V636	63.6	2.52
1422V780	78.0	0.82	1926V380	38.0	0.80	2330V273	27.3	0.56	2926V646	64.6	2.56
1426V298	29.8	0.34	1926V390	39.0	0.90	2330V338	33.8	0.69	2926V666	66.6	2.64
1430V215	21.5	0.27	1926V407	40.7	0.95	2330V359	35.9	0.73	2926V686	68.6	2.72
1522V270	27.0	0.40	1926V427	42.7	1.03	2330V537	53.7	1.80	2926V706	70.6	2.80
1622V270	27.0	0.43	1926V542	54.2	1.26	2332V373	37.3	1.05	2926V726	72.6	2.87
1622V297	29.7	0.45	1930V215	21.5	0.50	2426V343	34.3	1.13	2926V776	77.6	3.07
1622V336	33.6	0.54	1930V355	35.5	0.83	2428V707	70.7	2.11	2926V786	78.6	3.11
1626V218	21.8	0.41	1930V375	37.5	0.88	2428V806	80.6	2.31	2926V856	85.6	3.38
1626V262	26.2	0.43	1930V400	40.0	0.93	2430V297	29.7	0.80	2926V891	89.1	3.51
1626V304	30.4	0.54	1930V425	42.5	0.99	2430V319	31.9	0.90	2926V906	90.6	3.57
1626V330	33.0	0.58	1930V431	43.1	1.00	2430V345	34.5	0.93	2926V921	92.1	3.63
1626V339	33.9	0.61	1930V450	45.0	1.05	2430V379	37.9	1.01	2926V966	96.6	3.80
1626V380	38.0	0.61	1930V475	47.5	1.10	2436V331	33.1	0.91	2926V1006	100.6	3.98
1626V384	38.4	0.62	1930V485	48.5	1.12	2436V333	33.3	0.91	2926V1026	102.6	4.05
1626V395	39.5	0.56	1930V491	49.1	1.12	2526V302	30.2	0.90	2926V1086	108.6	4.28
1626V411	41.1	0.58	1930V500	50.0	1.20	2526V314	31.4	0.95	2926V1106	110.6	4.36
1626V440	44.0	0.78	1930V530	53.0	1.23	2530V300	30.0	0.81	2926V1146	114.6	4.52
1626V455	45.5	0.79	1930V541	54.1	1.25	2530V309	30.9	0.84	2926V1276	127.6	4.99
1626V513	51.3	0.80	1930V560	56.0	1.30	2530V434	43.4	1.70	2926V1106	110.6	4.36
1626V517	51.7	0.80	1930V585	58.5	1.36	2530V470	47.0	1.93	2930V348	34.8	1.32
1626V604	60.4	0.95	1930V591	59.1	1.37	2530V490	49.0	2.01	2930V492	49.2	1.85
1626V653	65.3	1.07	1930V600	60.0	1.39	2530V530	53.0	2.17	3028V386	38.6	1.60
1626V661	66.1	1.11	1930V641	64.1	1.48	2530V550	55.0	2.25	3030V377	37.7	1.57
1626V700	70.0	1.12	1930V691	69.1	1.50	2530V575	57.5	2.35	3030V387	38.7	1.59
1628V210	21.0	0.29	1930V750	75.0	1.73	2530V595	59.5	2.43	3226V392	39.2	1.73
1628V315	31.5	0.55	1930V791	79.1	1.82	2530V610	61.0	2.49	3226V395	39.5	1.79
1632V210	21.0	0.31	1930V891	89.1	1.84	2530V618	61.8	2.50	3226V400	40.0	1.82
1632V220	22.0	0.32	1930V991	99.1	2.28	2530V630	63.0	2.57	3226V433	43.3	1.96
1632V250	25.0	0.35	1930V1091	109.1	2.51	2530V660	66.0	2.67	3226V434	43.4	1.96
1822V207	20.7	0.42	1930V1191	119.1	2.74	2530V670	67.0	2.73	3226V439	43.9	1.98
1822V290	29.0	0.57	1934V371	37.1	0.88	2530V675	67.5	2.76	3226V450	45.0	2.00
1822V320	32.0	0.60	2026V422	42.2	0.84	2530V700	70.0	2.86	3226V465	46.5	2.10
1822V328	32.8	0.61	2026V474	47.4	0.96	2530V710	71.0	2.90	3226V505	50.5	2.28
1822V551	55.1	0.98	2026V645	64.5	1.20	2530V730	73.0	2.98	3226V514	51.4	2.40
1822V590	59.0	1.14	2028V315	31.5	0.59	2530V740	74.0	3.02	3226V545	54.5	2.46
1822V629	62.9	1.29	2028V447	44.7	0.84	2530V750	75.0	3.06	3226V585	58.5	2.64
1826V250	25.0	0.56	2030V381	38.1	0.93	2530V790	79.0	3.22	3226V603	60.3	2.72
1828V368	36.8	0.84	2032V624	62.4	1.80	2530V800	80.0	3.25	3226V650	65.0	2.82
1832V338	33.8	0.73	2042V1035	103.5	2.74	2530V840	84.0	3.42	3226V663	66.3	2.98
1922V250	25.0	0.47	2126V309	30.9	0.59	2530V890	89.0	3.62	3226V723	72.3	3.24
1922V256	25.6	0.48	2126V365	36.5	0.88	2530V934	93.4	3.81	3226V834	83.4	3.69
1922V277	27.7	0.52	2126V468	46.8	1.45	2530V990	99.0	4.02	3226V843	84.3	3.78
1922V282	28.2	0.53	2226V276	27.6	0.63	2530V1090	109.0	4.42	3226V903	90.3	4.04
1922V292	29.2	0.55	2226V307	30.7	0.70	2530V1187	118.7	4.83	3226V963	96.3	4.32
1922V298	29.8	0.56	2230V266	26.6	0.60	2530V1250	125.0	5.10	3226V973	97.3	4.41
1922V300	30.0	0.57	2230V270	27.0	0.56	2530V1290	129.0	5.23	3226V1023	102.3	4.83
1922V307	30.7	0.57	2230V273	27.3	0.58	2530V1490	149.0	6.08	3226V1083	108.3	5.11
1922V321	32.1	0.60	2230V275	27.5	0.62	2530V1690	169.0	6.89	3230V419	41.9	1.98
1922V332	33.2	0.62	2230V285	28.5	0.63	2626V369	36.9	1.25	3230V481	48.1	2.41
1922V333	33.3	0.62	2230V326	32.6	0.69	2626V388	38.8	1.27	3230V528	52.8	3.02
1922V338	33.8	0.63	2230V375	37.5	0.75	2630V345	34.5	1.09	3230V553	55.3	3.12
1922V363	36.3	0.68	2230V422	42.2	0.87	2636V332	33.2	1.17	3230V560	56.0	3.15
1922V381	38.1	0.71	2230V890	89.0	2.59	2822V778	77.8	3.03	3230V585	58.5	3.27
1922V386	38.6	0.75	2322V329	32.9	1.06	2826V412	41.2	1.62	3230V600	60.0	3.30
1922V403	40.3	0.76	2322V347	34.7	1.08	2826V452	45.2	1.80	3230V613	61.3	3.34
1922V408	40.8	0.76	2322V364	36.4	1.10	2830V337	33.7	1.13	3230V644	64.4	3.60
1922V417	41.7	0.78	2322V372	37.2	1.12	2830V363	36.3	1.02	3230V670	67.0	3.82
1922V426	42.6	0.79	2322V373	37.3	1.12	2830V366	36.6	1.03	3230V690	69.0	3.94
1922V433	43.3	0.81	2322V384	38.4	1.14	2830V367	36.7	1.03	3230V701	70.1	4.02
1922V443	44.3	0.83	2322V396	39.6	1.17	2830V393	39.3	1.10	3230V710	71.0	3.80
1922V454	45.4	0.85	2322V421	42.1	1.24	2830V396	39.6	1.10	3230V750	75.0	4.10
1922V460	46.0	0.86	2322V434	43.4	1.28	2830V422	42.2	1.18	3230V821	82.1	4.92
1922V481	48.1	0.89	2322V329	32.9	1.06	2830V428	42.8	1.19	3230V850	85.0	5.09
1922V484	48.4	0.90	2322V441	44.1	1.30	2830V567	56.7	1.91	3230HV553	55.3	4.15
1922V526	52.6	0.98	2322V461	46.1	1.36	2830V646	64.6	2.20	3230HV570	57.0	4.27

VARIABLE SPEED BELTS



VARIABLE SPEED BELTS

AMERICAN VARIABLE SPEED V-BELTS

Belt Number	Pitch Length (in)	Approx. Weight (lbs.)	Belt Number	Pitch Length (in)	Approx. Weight (lbs.)	Belt Number	Pitch Length (in)	Approx. Weight (lbs.)	Belt Number	Pitch Length (in)	Approx. Weight (lbs.)
3230HV585	58.5	4.55	4036V574	57.4	4.02	4430V1460	146.0	10.70	4836V729	72.9	6.54
3230HV613	61.3	4.80	4230V526	52.6	3.47	4430V1610	161.0	12.04	4836V750	75.0	6.75
3230HV620	62.0	4.84	4230V556	55.6	3.66	4430V1810	181.0	13.40	4836V789	78.9	7.02
3230HV644	64.4	5.05	4230V605	60.5	4.11	4436V329	32.9	2.49	4836V800	80.0	7.16
3230HV670	67.0	5.28	4234V998	99.8	7.14	4436V525	52.5	4.31	4836V850	85.0	7.65
3230HV821	82.1	6.46	4430V455	45.5	3.61	4436V551	55.1	4.30	4836V900	90.0	8.05
3230HV856	85.6	6.70	4430V510	51.0	4.05	4436V561	56.1	4.60	4836V950	95.0	8.50
3230HV931	93.1	7.33	4430V530	53.0	4.20	4436V576	57.6	4.49	4836V1000	100.0	9.75
3236V342	34.2	1.63	4430V555	55.0	4.40	4436V646	64.6	5.03	4836V1060	106.0	10.34
3236V369	36.9	1.71	4430V570	57.0	4.51	4436V714	71.4	5.61	4836V1120	112.0	10.93
3236V389	38.9	2.13	4430V578	57.8	4.58	4626V596	59.6	5.26	4836V1180	118.0	11.52
3236V552	55.2	2.35	4430V600	60.0	4.75	4630V650	65.0	6.57	4836V1250	125.0	12.20
3236V584	58.4	2.45	4430V610	61.0	4.82	4630V663	66.3	6.69	5126V938	93.8	9.75
3236V643	64.3	3.08	4430V630	63.0	4.98	4630V668	66.8	6.75	5130V732	73.2	8.44
3236V903	90.3	3.87	4430V660	66.0	5.21	4630V683	68.3	6.77	5130V787	78.7	9.05
3326V478	47.8	2.08	4430V670	67.0	5.29	4630V733	73.3	7.39	5228V930	93.0	11.04
3430V424	42.4	1.96	4430V690	69.0	5.44	4630V1070	107.0	8.75	5230V652	65.2	7.85
3430V450	45.0	2.10	4430V700	70.0	5.52	4632V659	65.9	6.80	5230V734	73.4	8.62
3430V484	48.4	2.30	4430V710	71.0	5.60	4632V680	68.0	6.98	5230V867	86.7	10.16
3430V510	51.0	2.49	4430V718	71.8	5.66	4632V722	72.2	7.25	5230V928	92.8	10.59
3432V450	45.0	2.16	4430V730	73.0	5.76	4636V612	61.2	7.20	5428V959	95.9	9.41
3432V456	45.6	2.27	4430V740	74.0	5.84	4830V602	60.2	5.57	5430V783	78.3	8.90
3432V480	48.0	2.26	4430V750	75.0	5.91	4830V653	65.3	6.04	5436V750	75.0	8.88
3432V484	48.4	2.29	4430V760	76.0	5.99	4830V663	66.3	6.18	5636V774	77.4	9.16
3432V528	52.8	2.50	4430V772	77.2	6.05	4830V683	68.3	6.30	5636V845	84.5	10.04
3630V455	45.5	2.51	4430V780	78.0	6.11	4830V692	69.2	6.39	5830V737	73.7	9.32
3636V479	47.9	2.77	4430V790	79.0	6.23	4830V699	69.9	6.46	5830V756	75.6	9.94
3826V465	46.5	2.75	4430V800	80.0	6.30	4830V730	73.0	6.74	5836V737	73.7	9.60
3830V501	50.1	3.25	4430V850	85.0	6.69	4830V750	75.0	6.92	6036V850	85.0	10.25
3830V510	51.0	3.31	4430V900	90.0	6.90	4830V850	85.0	7.83	6136V751	75.1	9.75
3830V515	51.5	3.34	4430V910	91.0	7.16	4830V970	97.0	8.92	6136V756	75.6	9.80
3830V517	51.7	3.36	4430V930	93.0	7.40	4830V1000	100.0	9.83	6236V725	72.5	9.75
3830V580	58.0	3.76	4430V950	95.0	7.52	4836V588	58.8	5.34	6236V762	76.2	10.25
3830V587	58.7	3.52	4430V1000	100.0	7.86	4836V608	60.8	5.52	6236V785	78.5	10.54
3836V418	41.8	2.18	4430V1030	103.0	8.09	4836V618	61.8	5.54	6236V849	84.9	11.38
3836V426	42.6	2.22	4430V1060	106.0	8.30	4836V642	64.2	5.75	6236V905	90.5	12.13
3836V654	65.4	3.84	4430V1090	109.0	8.56	4836V655	65.5	5.85	6236V969	96.9	12.97
3836V734	73.4	4.31	4430V1150	115.0	9.02	4836V659	65.9	5.90	6236V1009	100.9	13.50
4030V538	53.8	3.83	4430V1250	125.0	9.91	4836V670	67.0	5.99	6236V1321	132.1	17.48
4034V1000	100.0	7.17	4430V1320	132.0	10.31	4836V700	70.0	6.22			
4036V541	54.1	3.97	4430V1410	141.0	10.55	4836V710	71.0	6.35			

Not designed for use on agricultural equipment or recreational vehicles.

METRIC ISO VARIABLE SPEED V-BELTS (R1604 STANDARDS)

Jason has an extensive selection of metric variable speed belts available. European metric sizes are available in top widths from 13mm to 70mm and in pitch lengths ranging from 450mm to 3610mm. Also available are metric belts built to ISO R1604 Standards. Other metric sizes, such as 10/1120, 30/40/1600, etc., are available on special order. Consult Jason Industrial for more information.

ISO Belt Number	Pitch Length (mm)	Approx. Weight (lbs.)	ISO Belt Number	Pitch Length (mm)	Approx. Weight (lbs.)	ISO Belt Number	Pitch Length (mm)	Approx. Weight (lbs.)	ISO Belt Number	Pitch Length (mm)	Approx. Weight (lbs.)
450W16	450.0	0.113	1250W20	1250.0	0.500	1120W40	1120.0	1.57	1800W63	1800.0	5.75
500W16	500.0	0.125	710W16	710.0	0.375	1250W40	1250.0	1.75	2000W63	2000.0	6.38
560W16	560.0	0.140	800W16	800.0	0.422	1400W40	1400.0	1.96	2240W63	2240.0	7.16
600W16	600.0	0.148	900W16	900.0	0.475	1500W40	1500.0	2.10	2500W63	2500.0	7.99
630W16	630.0	0.157	1000W25	1000.0	0.528	1600W40	1600.0	2.24	2800W63	2800.0	8.94
710W16	710.0	0.178	1120W25	1120.0	0.592	1700W40	1700.0	2.38	3150W63	3150.0	10.06
730W16	730.0	0.185	1250W25	1250.0	0.660	1800W40	1800.0	2.52	3550W63	3550.0	11.40
800W16	800.0	0.200	1400W25	1400.0	0.739	2000W40	2000.0	2.80	4000W63	4000.0	12.77
850W16	850.0	0.210	1600W25	1600.0	0.345	2240W40	2240.0	3.14	1800W80	1800.0	8.70
900W16	900.0	0.225	1710W25	1710.0	0.900	2500W40	2500.0	3.50	2240W80	2240.0	10.70
1000W16	1000.0	0.250	1900W25	1900.0	1.105	1400W50	1400.0	2.83	2500W80	2500.0	11.94
1060W16	1060.0	0.260	900W31.5	900.0	0.601	1600W50	1600.0	3.24	2800W80	2800.0	13.37
1180W16	1180.0	0.280	1000W31.5	1000.0	0.665	1800W50	1800.0	3.65	3150W80	3150.0	15.05
560W20	560.0	0.224	1120W31.5	1120.0	0.745	2000W50	2000.0	4.05	3550W80	3550.0	16.96
630W20	630.0	0.252	1250W31.5	1250.0	0.831	2240W50	2240.0	4.54	4000W80	4000.0	19.12
710W20	710.0	0.284	1400W31.5	1400.0	0.931	2500W50	2500.0	5.07	2800W100	2800.0	17.30
800W20	800.0	0.320	1600W31.5	1600.0	1.07	2800W50	2800.0	5.68	3150W100	3150.0	19.50
900W20	900.0	0.360	1800W31.5	1800.0	1.19	3150W50	3150.0	6.39	3550W100	3550.0	22.10
1000W20	1000.0	0.400	2000W31.5	2000.0	1.32	1600W63	1600.0	5.11	4000W100	4000.0	24.70
1120W20	1120.0	0.448	1120W40	1120.0	1.57	1800W50	1800.0	5.75			

Not designed for use on agricultural equipment or recreational vehicles.



VARIABLE SPEED BELTS

EUROPEAN VARIABLE SPEED V-BELTS - METRIC SIZES

22 x 8mm

Inside Length (mm)	Pitch Length (mm)
500.0	540.0
525.0	560.0
550.0	590.0
560.0	600.0
575.0	610.0
600.0	640.0
625.0	660.0
650.0	690.0
675.0	710.0
700.0	740.0
725.0	760.0
750.0	790.0
775.0	810.0
800.0	840.0
850.0	890.0
900.0	940.0
950.0	990.0
1000.0	1040.0
1060.0	1110.0
1120.0	1160.0
1180.0	1220.0
1225.0	1260.0
1250.0	1290.0
1320.0	1360.0
1400.0	1440.0
1500.0	1540.0
1600.0	1640.0
1700.0	1740.0
1800.0	1840.0
1900.0	1940.0
2000.0	2040.0

28 x 8mm

Inside Length (mm)	Pitch Length (mm)
525.0	560.0
550.0	590.0
575.0	610.0
600.0	640.0
625.0	660.0
650.0	690.0
675.0	710.0
700.0	740.0
750.0	790.0
800.0	840.0
850.0	890.0
900.0	940.0
950.0	990.0
1000.0	1040.0
1060.0	1110.0
1120.0	1160.0
1180.0	1220.0
1250.0	1290.0
1320.0	1290.0
1400.0	1440.0
1500.0	1540.0
1600.0	1640.0
1700.0	1740.0
1800.0	1840.0
1900.0	1940.0
2120.0	2160.0

28 x 10mm

Inside Length (mm)	Pitch Length (mm)
750.0	800.0
800.0	950.0
850.0	900.0
900.0	950.0
950.0	1000.0
1000.0	1050.0
1060.0	1110.0
1120.0	1170.0
1180.0	1230.0
1250.0	1300.0
1320.0	1370.0
1400.0	1450.0
1500.0	1550.0
1600.0	1650.0
1700.0	1750.0
1800.0	1850.0
1900.0	1950.0
2000.0	2050.0

36 x 10mm

Inside Length (mm)	Pitch Length (mm)
600.0	650.0
625.0	670.0
650.0	700.0
675.0	720.0
700.0	750.0
725.0	770.0
750.0	800.0
800.0	850.0
850.0	900.0
900.0	950.0
950.0	1000.0
1000.0	1050.0
1060.0	1110.0
1120.0	1170.0
1180.0	1230.0
1250.0	1300.0
1320.0	1370.0
1400.0	1450.0
1500.0	1550.0
1600.0	1650.0
1700.0	1750.0
1800.0	1850.0
1900.0	1950.0
2000.0	2050.0
2120.0	2170.0
2240.0	2290.0

46 x 13mm

Inside Length (mm)	Pitch Length (mm)
795.0	855.0
845.0	905.0
870.0	930.0
895.0	955.0
945.0	1005.0
995.0	1055.0
1025.0	1085.0
1055.0	1115.0
1115.0	1175.0
1140.0	1200.0
1175.0	1235.0
1190.0	1250.0
1245.0	1305.0
1265.0	1325.0
1315.0	1375.0
1395.0	1455.0
1430.0	1490.0
1495.0	1555.0
1560.0	1620.0
1595.0	1655.0
1635.0	1695.0
1695.0	1755.0
1735.0	1795.0
1750.0	1610.0
1795.0	1855.0
1895.0	1955.0
1915.0	1975.0
2000.0	2060.0
2060.0	2120.0
2120.0	2180.0
2210.0	2270.0
2240.0	2300.0
2360.0	2420.0
2400.0	2460.0
2500.0	2560.0
2800.0	2860.0

54 x 16mm

Inside Length (mm)	Pitch Length (mm)
1180.0	1255.0
1250.0	1325.0
1320.0	1375.0
1400.0	1475.0
1500.0	1575.0
1600.0	1675.0
1800.0	1875.0
2000.0	2075.0
2240.0	2320.0

70 x 20mm

Inside Length (mm)	Pitch Length (mm)
1320.0	1415.0
1400.0	1495.0
1500.0	1595.0
1600.0	1695.0
1700.0	1795.0
1800.0	1895.0
1900.0	1995.0
2000.0	2090.0
2065.0	2160.0
2120.0	2220.0
2240.0	2330.0
2360.0	2450.0
2500.0	2590.0
2800.0	2890.0
3150.0	3240.0
3210.0	3300.0
3260.0	3350.0
3520.0	3610.0

ASYMMETRICAL VARIABLE SPEED BELTS FOR SCHLAFHORST OPEN-END SPINNING MACHINES

52x17x1800 PL
52x17x2120 PL
52x20x2400 PL
52x20x2560 PL

VARIABLE SPEED BELTS FOR EURODRIVE UNITS


Order Belt	Part	Unit	Ratio
25x8x680LI	00108855	VU1	4/1
25x8x655LI	00108782	VU1	6/1-8/1
32x10x820LI	00109088	VU2	4/1
32x10x790LI	00109010	VU2	6/1-8/1
40x13x1040LI	00109282	VU3	4/1
40x13x1000LI	00109223	VU3	6/1-8/1
52x16x1180LI	00109401	VU4	4/1-6/1
70x19x1445LI	00109630	VU5	4/1-6/1
75x18x1980LI			
75x23x1900LI			

MULTI-RIB V-BELTS



Multi-Rib V-Belts - J, L, M

Where a broad range of speed ratios (up to 60:1) is required, Multi-Rib V-belts are often recommended. Belt turnover is eliminated. Additionally, Multi-Rib V-belts offer greater flexibility than banded V-belts for smaller pulley diameters and more compact drives. Greater belt rib to pulley groove contact gives more power transmission in less space. Multi-Rib V-belts are also available in polyurethane construction on special order. For K section automotive and other sizes not listed, consult Jason/Megadyne. Multi-Rib V-belts conform to ARPM Engineering Standard IP-26 and ISO 9982.



Multi-Rib V-belts are specified by the **effective length** in inches multiplied by 10, the cross section and the number of ribs - **Example: 445J6**

Belt Type	Nominal Rib Width (in.)	Belt Thickness (in.)	Maximum No. of Ribs	Length Designation	Effective Length (in.)
J	0.092	.138	190	80J thru 980J	8 thru 98
L	0.185	.276	100	375L thru 2400L	37.5 thru 240
M	0.370	.472	46	900M thru 6600M	90 thru 660



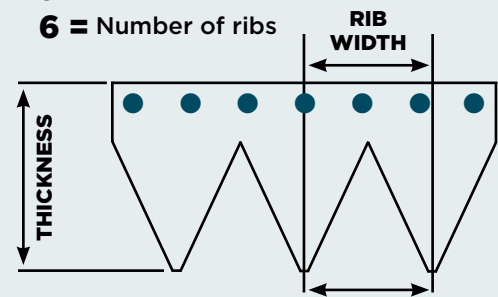
PART NUMBER DESIGNATION

445J6

445 = 44.5 inch Effective Length

J = 0.092" - Rib width

6 = Number of ribs



Features & Benefits

- **High Flexibility** - Runs on small diameter pulleys, speed ratios up to 60:1
- **Multiple Rib Construction** - Eliminates turnover, one belt per drive, reduced noise and vibration
- **Polyester Tensile Cord** - High power capacity, low stretch
- **Fiber Reinforced Back** - Lateral stiffness
- **Multiple Profiles** - Wide range of power - design powers up to 800 HP

Construction

Compound - Polybutadiene

Tensile Cord - Polyester

Applications - To be used in most classical, wedge, or FHP applications where the most compact and reliable drives are needed

Engineering Standards - Conforms to ARPM standard IP-26 and ISO 9982

Recommended Pulleys - Use pulleys made to ARPM/ISO standards

Special Constructions - Additional Cover Rubber (Max. 1/8")
Ground Top or Ribs (Max. 10" Width)
Non-Marking

Flexonic® - Special construction elastic Multi-Rib belts now available for OEM applications. No take-up or idlers required. Custom-designed for your fixed center drives. Consult Jason/Megadyne Engineering for details.



MULTI-RIB V-BELTS

"J" SECTION MULTI-RIB V-BELT 0.92" RIB WIDTH, 0.138" THICK

Belt Size	Effective Length (in.)	Approx. Weight Per Rib (lbs.)	Belt Size	Effective Length (in.)	Approx. Weight Per Rib (lbs.)	Belt Size	Effective Length (in.)	Approx. Weight Per Rib (lbs.)	Belt Size	Effective Length (in.)	Approx. Weight Per Rib (lbs.)
80J	8.0	0.004	270J	27.0	0.014	445J	44.5	0.022	655J	65.5	0.033
85J	8.5	0.004	280J	28.0	0.014	450J	45.0	0.023	670J	67.0	0.033
90J	9.0	0.004	285J	28.5	0.014	460J	46.0	0.023	690J	69.0	0.035
95J	9.5	0.005	290J	29.0	0.015	470J	47.0	0.024	700J	70.0	0.035
100J	10.0	0.005	300J	30.0	0.015	480J	48.0	0.024	730J	73.0	0.037
105J	10.5	0.005	310J	31.0	0.015	490J	49.0	0.025	750J	75.0	0.037
110J	11.0	0.006	320J	32.0	0.016	500J	50.0	0.025	760J	76.0	0.038
120J	12.0	0.006	330J	33.0	0.017	505J	50.5	0.025	770J	77.0	0.038
130J	13.0	0.006	340J	34.0	0.017	510J	51.0	0.026	775J	77.5	0.038
140J	14.0	0.007	350J	35.0	0.018	520J	52.0	0.026	780J	78.0	0.039
150J	15.0	0.007	360J	36.0	0.018	530J	53.0	0.026	785J	78.5	0.039
160J	16.0	0.008	370J	37.0	0.018	540J	54.0	0.026	795J	79.5	0.039
170J	17.0	0.008	380J	38.0	0.019	550J	55.0	0.027	820J	82.0	0.041
180J	18.0	0.009	390J	39.0	0.019	560J	56.0	0.027	870J	87.0	0.043
190J	19.0	0.010	400J	40.0	0.020	575J	57.5	0.028	900J	90.0	0.045
200J	20.0	0.010	410J	41.0	0.020	580J	58.0	0.028	920J	92.0	0.046
210J	21.0	0.011	415J	41.5	0.021	610J	61.0	0.031	950J	95.0	0.043
220J	22.0	0.011	420J	42.0	0.021	625J	62.5	0.032	980J	98.0	0.049
230J	23.0	0.012	430J	43.0	0.021	630J	63.0	0.032			
240J	24.0	0.012	435J	43.5	0.022	640J	64.0	0.032			
260J	26.0	0.013	440J	44.0	0.022	650J	65.0	0.033			

"L" SECTION MULTI-RIB V-BELT 0.185" RIB WIDTH, 0.276" THICK

Belt Size	Effective Length (in.)	Approx. Weight Per Rib (lbs.)	Belt Size	Effective Length (in.)	Approx. Weight Per Rib (lbs.)	Belt Size	Effective Length (in.)	Approx. Weight Per Rib (lbs.)	Belt Size	Effective Length (in.)	Approx. Weight Per Rib (lbs.)
375L	37.5	0.08	585L	58.5	0.014	840L	84.0	0.021	1375L	137.5	0.034
390L	39.0	0.09	590L	59.0	0.014	865L	86.5	0.022	1455L	145.5	0.036
410L	41.0	0.10	615L	61.5	0.014	880L	88.0	0.022	1595L	159.5	0.040
425L	42.5	0.10	635L	63.5	0.015	915L	91.5	0.023	1650L	165.0	0.042
460L	46.0	0.11	650L	65.0	0.016	930L	93.0	0.023	1680L	168.0	0.043
470L	47.0	0.11	655L	65.5	0.016	975L	97.5	0.024	1690L	169.0	0.043
480L	48.0	0.12	675L	67.5	0.017	990L	99.0	0.025	1700L	170.0	0.043
500L	50.0	0.12	680L	68.0	0.017	1065L	106.5	0.026	1710L	171.0	0.045
510L	51.0	0.12	695L	69.5	0.017	1080L	108.0	0.027	1760L	176.0	0.044
520L	52.0	0.13	710L	71.0	0.018	1120L	112.0	0.028	1820L	182.0	0.046
525L	52.5	0.13	725L	72.5	0.018	1140L	114.0	0.029	1890L	189.0	0.047
530L	53.0	0.13	765L	76.5	0.019	1150L	115.0	0.029	1910L	191.0	0.048
540L	54.0	0.13	770L	77.0	0.019	1180L	118.0	0.030	1980L	198.0	0.050
550L	55.0	0.13	780L	78.0	0.019	1215L	121.5	0.030	2120L	212.0	0.053
560L	56.0	0.14	795L	79.5	0.019	1230L	123.0	0.031	2400L	240.0	0.060
565L	56.5	0.14	815L	81.5	0.020	1295L	129.5	0.032			
580L	58.0	0.14	825L	82.5	0.021	1310L	131.0	0.033			

"M" SECTION MULTI-RIB V-BELT 0.37" RIB WIDTH, 0.472" THICK


Belt Size	Effective Length (in.)	Approx. Weight Per Rib (lbs.)	Belt Size	Effective Length (in.)	Approx. Weight Per Rib (lbs.)	Belt Size	Effective Length (in.)	Approx. Weight Per Rib (lbs.)	Belt Size	Effective Length (in.)	Approx. Weight Per Rib (lbs.)
900M	90.0	0.80	1310M	131.0	1.17	1980M	198.0	1.76	3910M	391.0	3.48
920M	92.0	0.82	1390M	139.0	1.24	2130M	213.0	1.90	3930M	393.0	3.60
940M	94.0	0.84	1470M	147.0	1.31	2410M	241.0	2.15	4210M	421.0	3.76
990M	99.0	0.88	1520M	152.0	1.37	2450M	245.0	2.17	4330M	433.0	3.82
1060M	106.0	0.94	1550M	155.0	1.40	2560M	256.0	2.30	4540M	454.0	3.93
1115M	111.5	0.99	1610M	161.0	1.43	2710M	271.0	2.42	4810M	481.0	4.29
1150M	115.0	1.02	1650M	165.0	1.47	3010M	301.0	2.68	5410M	541.0	4.82
1185M	118.5	1.06	1760M	176.0	1.57	3310M	245.0	2.95	6010M	601.0	5.36
1230M	123.0	1.10	1830M	183.0	1.63	3610M	361.0	3.22	6600M	660.0	5.89

MISCELLANEOUS



Jason Type 400 Endless Woven Flat Belts (Oil Resistant/Non-Marking/Static Conductive)

Jason Type 400 flat belts are single-ply, endless woven belts built to the rigid standards necessary to meet the demands of modern high speed compact drives requiring flat belts. These belts are interchangeable with Gates Speed Flex, #400 Panther, Tilton Superspeed and Fenner Ultra Speed 400.



Jason Type 400 Endless Woven Flat belts are available in 1/2-inch increments from 8 up to 62.5 inches, and in 1-inch increments from 63 up to 142 inches. These high-performance flat belts have a single-ply of endless woven polyester cord bonded to an oil-resistant, non-marking, static conducting chloroprene rubber cover.

Belts are specified by length in inches, the letter "M" and width in one-hundredths of an inch; i.e., **36.0M125**.

PART NUMBER DESIGNATION

36.0M125

36.0 = Length (36 inches)

M = Type 400 Endless Woven Flat Belt

125 = Width in 1/100 of an inch (125 ÷ 100 = 1.25)

TYPE 400 FLAT BELT - LENGTH/WIDTH INFO.

Available Lengths (inches)	Available Length Increments (in.)	Maximum Available Width (in.)
8 thru 62.5	1/2	13
63 thru 142	1	13

TYPE 400 FLAT BELT - NOMINAL DIMENSIONS

Thickness	Widths	Lengths
0.9 mm (0.035" ± 0.004")	Up to 13" ± 0.012"	8 to 142" ± .070" or .4%

TYPE 400 FLAT BELT - WIDTH CODES (INCH)

1/4	1/2	3/4	1	1-1/4	1-1/2	1-3/4	2	2-1/4
025	050	075	100	125	150	175	200	225
2-1/2	2-3/4	3	3-1/4	3-1/2	3-3/4	4	4-1/4	5
250	275	300	325	350	375	400	425	500



Neoflex 60° Wide Rubber Angle V-Belt (Chloroprene Body)

Transmits more power in less space. The wide 60° angle provides more sidewall support under the tensile member for even load distribution and higher power ratings. Neoflex allows for maximum speed ratios with smaller pulleys. Constructed of chloroprene with transverse fabric plies for maximum rigidity. Tensile member is polyester.

NEOFLEX V-BELT - 7M

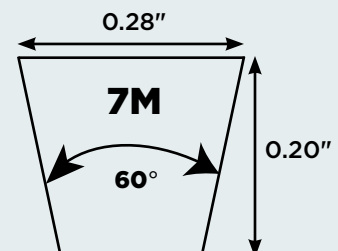
Belt Number	Effective Length (inches)	Belt Number	Effective Length (inches)	Belt Number	Effective Length (inches)
7MR600	23.62	7MR875	34.45	7MR1250	49.21
7MR615	24.21	7MR900	35.43	7MR1280	50.39
7MR630	24.80	7MR925	36.42	7MR1320	51.97
7MR650	25.59	7MR950	37.40	7MR1360	53.54
7MR670	26.38	7MR975	38.39	7MR1400	55.12
7MR690	27.17	7MR1000	39.37	7MR1450	57.09
7MR710	27.95	7MR1030	40.55	7MR1500	59.06
7MR730	28.74	7MR1060	41.73	7MR1550	61.02
7MR750	29.53	7MR1090	42.91	7MR1600	63.00
7MR775	30.51	7MR1120	44.09	7MR1650	65.00
7MR800	31.50	7MR1150	45.28	7MR1700	66.93
7MR825	32.48	7MR1180	46.46		
7MR850	33.46	7MR1220	48.30		

7MR600

7M = Top Width = 7mm


R = Rubber construction

600 = 600mm effective length





TIMING BELTS



Standard Timing Belts - XL, L, H, XH, XXH Trapezoidal Tooth Profile (Oil, Heat and Abrasion Resistant)

Stock timing belts are listed below. They have fiberglass tension members, chloroprene body with nylon covered teeth, all bonded together for maximum strength.

For non-stock widths, Jason cuts specified widths from our large supply of timing belt sleeves on special order.

Any width available from stock, consult Jason/Megadyne for pricing.

Mini-pitch MXL (0.080-inch pitch) timing belts are also available.

Pitch Code	Tooth Pitch (inch)		Width Codes (inch)											Pitch Lengths
			1/4	5/16	3/8	1/2	3/4	1	1.5	2	3	4	5	
XL	1/5	0.20	025	031	037	-	-	-	-	-	-	-	-	54XL thru 1280 XL
L	3/8	0.375	-	-	-	050	075	100	-	-	-	-	-	124 L thru 817 L
H	1/2	0.50	-	-	-	-	075	100	150	200	300	-	-	210 H thru 2360 H
XH	7/8	0.875	-	-	-	-	-	-	-	200	300	400	-	507 XH thru 1750 XH
XXH	1-1/4	1.25	-	-	-	-	-	-	-	200	300	400	500	700 XXH thru 1800 XXH

NOTE: Widths shown are considered standard, but standard timing belts can be cut to any width desired.

Jason timing belts are specified by belt length in inches times 10, belt pitch code and a three-digit belt width code, which is the decimal inch-width multiplied by 100 - **Example: 240L075**

Features & Benefits

- **Fiberglass Tensile Cord** - High dimensional stability
- **Chloroprene Belt Body** - Oil, heat and ozone resistance; high tooth shear resistance
- **Nylon Tooth Cover** - Durability and wear resistance, increased power capacity

Construction

Compound - Chloroprene

Cord - Fiberglass

Tooth Cover - Nylon

PART NUMBER DESIGNATION

240L075

240 = 24.0" Pitch Length

L = 3/8" Tooth Pitch

075 = 3/4" Top Width

Applications - General Industry or drives requiring premium efficiency or synchronous applications such as business machines, conveyors, index drives, farm equipment, machine tools, hand power tools, floor care machines.

Engineering Standards - Conforms to ARPM standard IP-24

Recommended Pulleys - Use pulleys made to ARPM standards

Special Constructions - MXL Mini-Pitch Construction

Non-Marking Backing

Red Latex Backing

Special Compounds

Non-Standard Widths

Extra Backing

Directional Lateral Tracking (S or Z Tensile members)

TIMING BELTS



SYNCHRONOUS BELTS

EXTRA LIGHT "XL" STANDARD 1/5" PITCH TIMING BELT

Belt Type	Pitch Length (in.)	Approx. Weight (lbs.) 050 (1/2")	Approx. Weight (lbs.) 075 (3/4")	Approx. Weight (lbs.) 100 (1")	Belt Type	Pitch Length (in.)	Approx. Weight (lbs.) 050 (1/2")	Approx. Weight (lbs.) 075 (3/4")	Approx. Weight (lbs.) 100 (1")
54XL	5.4	0.005	0.007	0.008	228XL	22.8	0.023	0.029	0.035
60XL	6.0	0.006	0.008	0.009	230XL	23.0	0.023	0.029	0.035
70XL	7.0	0.007	0.009	0.011	234XL	23.4	0.023	0.030	0.036
80XL	8.0	0.008	0.010	0.012	240XL	24.0	0.024	0.031	0.037
88XL	8.8	0.009	0.011	0.014	250XL	25.0	0.025	0.032	0.039
90XL	9.0	0.009	0.011	0.014	254XL	25.4	0.026	0.033	0.040
94XL	9.4	0.010	0.012	0.015	260XL	26.0	0.026	0.033	0.040
98XL	9.8	0.010	0.013	0.015	270XL	27.0	0.029	0.034	0.041
100XL	10.0	0.010	0.013	0.015	274XL	27.4	0.029	0.035	0.042
102XL	10.2	0.010	0.013	0.015	276XL	27.6	0.029	0.035	0.042
106XL	10.6	0.011	0.013	0.016	280XL	28.0	0.029	0.036	0.043
110XL	11.0	0.011	0.014	0.017	290XL	29.0	0.029	0.038	0.045
120XL	12.0	0.012	0.015	0.019	310XL	31.0	0.031	0.039	0.047
128XL	12.8	0.013	0.016	0.020	316XL	31.6	0.032	0.040	0.048
130XL	13.0	0.013	0.016	0.020	320XL	32.0	0.032	0.041	0.049
134XL	13.4	0.013	0.017	0.020	322XL	32.2	0.032	0.041	0.049
136XL	13.6	0.014	0.018	0.021	330XL	33.0	0.033	0.042	0.050
140XL	14.0	0.014	0.018	0.022	340XL	34.0	0.034	0.042	0.051
142XL	14.2	0.014	0.018	0.023	344XL	34.4	0.034	0.043	0.051
150XL	15.0	0.015	0.019	0.023	348XL	34.8	0.035	0.044	0.053
156XL	15.6	0.016	0.020	0.024	350XL	35.0	0.035	0.044	0.053
160XL	16.0	0.016	0.020	0.025	352XL	35.2	0.035	0.044	0.053
162XL	16.2	0.016	0.021	0.026	364XL	36.4	0.036	0.046	0.055
170XL	17.0	0.017	0.022	0.026	380XL	38.0	0.038	0.048	0.058
180XL	18.0	0.018	0.023	0.028	390XL	39.0	0.039	0.049	0.059
182XL	18.2	0.018	0.023	0.028	392XL	39.2	0.039	0.049	0.059
188XL	18.8	0.019	0.024	0.029	412XL	41.2	0.040	0.051	0.061
190XL	19.0	0.019	0.024	0.029	414XL	41.4	0.041	0.051	0.062
194XL	19.4	0.020	0.025	0.030	434XL	43.4	0.043	0.054	0.064
200XL	20.0	0.020	0.025	0.031	450XL	45.0	0.045	0.058	0.069
210XL	21.0	0.021	0.026	0.032	460XL	46.0	0.046	0.059	0.070
214XL	21.4	0.021	0.027	0.033	490XL	49.0	0.049	0.061	0.073
220XL	22.0	0.022	0.028	0.034	1280XL	128.0	0.127	0.159	0.191

LIGHT "L" STANDARD 3/8" PITCH TIMING BELT

Belt Type	Pitch Length (in.)	Approx. Weight (lbs.) 050 (1/2")	Approx. Weight (lbs.) 075 (3/4")	Approx. Weight (lbs.) 100 (1")	Belt Type	Pitch Length (in.)	Approx. Weight (lbs.) 050 (1/2")	Approx. Weight (lbs.) 075 (3/4")	Approx. Weight (lbs.) 100 (1")
124L	12.4	0.06	0.05	0.07	345L	34.5	0.08	0.13	0.16
135L	13.5	0.06	0.05	0.07	367L	36.7	0.08	0.13	0.17
150L	15.0	0.03	0.05	0.07	375L	37.5	0.08	0.13	0.17
165L	16.5	0.03	0.06	0.08	390L	39.0	0.09	0.14	0.18
169L	16.9	0.03	0.06	0.08	405L	40.5	0.09	0.14	0.19
173L	17.3	0.03	0.06	0.08	420L	42.0	0.10	0.15	0.20
187L	18.7	0.04	0.07	0.09	424L	42.4	0.10	0.16	0.21
202L	20.2	0.04	0.08	0.09	427L	42.7	0.10	0.16	0.21
210L	21.0	0.04	0.08	0.09	450L	45.0	0.11	0.16	0.21
225L	22.5	0.05	0.08	0.10	480L	48.0	0.12	0.17	0.23
236L	23.6	0.06	0.08	0.12	510L	51.0	0.12	0.18	0.24
240L	24.0	0.06	0.08	0.12	525L	52.5	0.12	0.19	0.25
244L	24.4	0.06	0.08	0.12	540L	54.0	0.13	0.20	0.26
255L	25.5	0.06	0.09	0.12	548L	54.8	0.13	0.20	0.26
270L	27.0	0.06	0.10	0.13	581L	58.1	0.13	0.20	0.27
285L	28.5	0.07	0.10	0.14	600L	60.0	0.13	0.21	0.28
300L	30.0	0.07	0.11	0.14	660L	66.0	0.14	0.23	0.29
315L	31.5	0.07	0.12	0.15	728L	72.8	0.15	0.25	0.30
320L	32.0	0.07	0.12	0.15	731L	73.1	0.15	0.25	0.30
322L	32.2	0.07	0.12	0.15	817L	81.7	0.18	0.29	0.36

COTTON CLEANER BELTS



- For use on cotton gin cleaning machines
- 1" Tooth Pitch
- Chloroprene Rubber with steel cord
- Long service life in harsh environments

Belt Number	No. of Teeth	Belt Number	No. of Teeth
61CCB142	60	65CCB175	64
63CCB165	63	65CCB175	65



TIMING BELTS

HEAVY "H" STANDARD 1/2" PITCH TIMING BELT

Belt Type	Pitch Length (in.)	Approx. Weight (lbs.) 075 (3/4")	Approx. Weight (lbs.) 100 (1")	Approx. Weight (lbs.) 150 (1-1/2")	Approx. Weight (lbs.) 200 (2")	Approx. Weight (lbs.) 300 (3")
210H	21.0	0.11	0.15	0.23	0.30	0.45
230H	23.0	0.12	0.19	0.28	0.38	0.47
240H	24.0	0.13	0.20	0.28	0.41	0.56
255H	25.5	0.14	0.21	0.29	0.42	0.56
270H	27.0	0.15	0.21	0.31	0.43	0.63
280H	28.0	0.16	0.21	0.31	0.44	0.64
300H	30.0	0.17	0.23	0.35	0.47	0.70
310H	31.0	0.18	0.24	0.36	0.48	0.72
315H	31.5	0.18	0.24	0.36	0.49	0.73
320H	32.0	0.18	0.25	0.37	0.50	0.74
330H	33.0	0.19	0.25	0.38	0.51	0.77
340H	34.0	0.19	0.26	0.38	0.52	0.78
350H	35.0	0.20	0.27	0.40	0.55	0.82
360H	36.0	0.20	0.28	0.42	0.56	0.84
370H	37.0	0.21	0.28	0.42	0.57	0.86
375H	37.5	0.21	0.28	0.43	0.58	0.88
390H	39.0	0.22	0.30	0.45	0.61	0.91
400H	40.0	0.23	0.31	0.47	0.63	0.93
410H	41.0	0.23	0.31	0.48	0.64	0.96
420H	42.0	0.24	0.32	0.49	0.65	0.98
430H	43.0	0.24	0.33	0.50	0.67	0.99
450H	45.0	0.25	0.35	0.52	0.70	1.05
465H	46.5	0.26	0.36	0.55	0.71	1.09
480H	48.0	0.27	0.37	0.56	0.72	1.12
490H	49.0	0.27	0.38	0.57	0.75	1.15
510H	51.0	0.28	0.39	0.59	0.79	1.18
530H	53.0	0.29	0.40	0.61	0.82	1.20
540H	54.0	0.30	0.41	0.63	0.84	1.25
560H	56.0	0.31	0.42	0.64	0.85	1.26
570H	57.0	0.32	0.44	0.66	0.89	1.32
580H	58.0	0.33	0.45	0.68	0.91	1.30
585H	58.5	0.33	0.45	0.68	0.91	1.30
600H	60.0	0.34	0.46	0.70	0.93	1.40
630H	63.0	0.35	0.48	0.73	0.98	1.47
650H	65.0	0.36	0.50	0.76	1.00	1.50
660H	66.0	0.37	0.51	0.77	1.02	1.54
680H	68.0	0.38	0.52	0.79	1.06	1.59
700H	70.0	0.39	0.54	0.81	1.09	1.64
725H	72.5	0.41	0.56	0.84	1.12	1.75
730H	73.0	0.41	0.56	0.84	1.13	1.80
750H	75.0	0.42	0.58	0.87	1.16	1.87
770H	77.0	0.43	0.59	0.90	1.20	1.90
800H	80.0	0.45	0.61	0.93	1.24	1.93
810H	81.0	0.46	0.62	0.95	1.25	1.93
820H	82.0	0.46	0.63	0.96	1.27	1.94
840H	84.0	0.47	0.64	0.97	1.28	1.95
850H	85.0	0.48	0.65	0.99	1.32	1.99
860H	86.0	0.48	0.66	1.00	1.35	2.00
880H	88.0	0.50	0.67	1.03	1.37	2.00
900H	90.0	0.51	0.69	1.04	1.40	2.10
950H	95.0	0.53	0.72	1.10	1.47	2.16
1000H	100.0	0.56	0.77	1.16	1.55	2.32
1100H	110.0	0.59	0.84	1.27	1.71	2.57
1120H	112.0	0.60	0.85	1.30	1.73	2.59
1140H	114.0	0.65	0.90	1.40	1.80	2.62
1150H	115.0	0.70	0.95	1.45	1.92	2.90
1250H	125.0	0.70	0.96	1.46	1.94	2.92
1400H	140.0	0.79	1.07	1.62	2.17	3.24
1700H	170.0	0.95	1.30	1.95	2.63	3.95
2010H	201.0	1.13	1.53	2.30	3.10	4.67
2360H	236.0	1.33	1.80	2.70	3.65	5.48

EXTRA HEAVY "XH" STANDARD 7/8" PITCH TIMING BELT

Belt Type	Pitch Length (in.)	Approx. Weight (lbs.) 200 (2")	Approx. Weight (lbs.) 300 (3")	Approx. Weight (lbs.) 400 (4")
507XH	50.7	2.11	3.16	4.22
560XH	56.0	2.33	3.49	4.66
630XH	63.0	2.62	3.93	5.24
700XH	70.0	2.91	4.37	5.82
770XH	70.0	3.20	4.81	6.41
840XH	70.0	3.49	5.25	6.99
980XH	70.0	4.08	6.12	8.15
1120XH	112.0	4.66	6.99	9.32
1260XH	126.0	5.24	7.86	10.48
1400XH	140.0	5.82	8.74	11.65
1540XH	154.0	6.41	9.61	12.81
1750XH	175.0	7.28	10.92	14.56


DOUBLE EXTRA HEAVY "XXH" STANDARD 1-1/4" PITCH TIMING BELT

Belt Type	Pitch Length (in.)	Approx. Weight (lbs.) 200 (2")	Approx. Weight (lbs.) 300 (3")	Approx. Weight (lbs.) 400 (4")	Approx. Weight (lbs.) 500 (5")
700XXH	70.0	4.09	6.13	8.18	10.22
800XXH	80.0	4.67	7.01	9.34	11.68
900XXH	90.0	5.26	7.88	10.51	13.14
1000XXH	100.0	5.84	8.76	11.68	14.50
1200XXH	120.0	7.01	10.51	14.60	17.52
1400XXH	140.0	8.18	12.26	16.35	20.44
1600XXH	160.0	9.34	14.02	18.69	23.36
1800XXH	180.0	10.57	15.77	21.02	26.28

TIMING BELTS



Double Sided Standard Timing Belts - DXL, DL, DH Trapezoidal Tooth Profile (Chloroprene with Fiberglass Reinforcing Cord)



Double sided belts afford power transmission from either side of the belt and are often used in reversing and serpentine applications.

Double sided timing belts are produced using the same materials as single sided belts, except that the backside is precision ground from a fiber-reinforced rubber compound. There is no nylon facing on the backside. Power take off from the backside is limited to 50% of the total Jason/Megadyne design manual rating.

Total belt rating is the same as for single sided belts.

Teeth with nylon cover should always be against the driver pulley.

Pitch Code	Tooth Pitch (inch)		Width Codes (inch)								Pitch Lengths
			1/4	3/8	1/2	3/4	1	1.5	2	3	
DXL	1/5	0.20	025	037	-	-	-	-	-	-	D60 XL thru D900 XL
DL	3/8	0.375	-	-	050	075	100	-	-	-	D124 L thru D817 L
DH	1/2	0.50	-	-	-	075	100	150	200	300	D240 H thru D1700 H

NOTE: Widths shown are considered standard, but Double Sided Standard Timing Belts can be cut to any width desired.

Double sided timing belts are specified the same way as single sided timing belts except with a "D" prefix -

Example: D240H100

Features & Benefits

- **Fiberglass Tensile Cord** - High dimensional stability
- **Chloroprene Belt Body** - Oil, heat and ozone resistance; high tooth shear resistance
- **Nylon Tooth Cover** - Durability and wear resistance, increased power capacity
- **Double Sided Timing Belts** - Serpentine drives, reverse rotation of driven shafts

PART NUMBER DESIGNATION

D240H100

D = Double sided tooth construction

240 = Pitch length in tenths of an inch = 24.0"

H = Tooth pitch = 0.5"

100 = Width code = 1 inch

Construction

Compound - Chloroprene

Cord - Fiberglass

Tooth Cover - Nylon

Applications - General Industry or drives requiring premium efficiency or synchronous applications such as business machines, conveyors, index drives, farm equipment, machine tools, hand power tools, floor care machines.

Engineering Standards - Conforms to ARPM standard IP-24

Recommended Pulleys - Use pulleys made to ARPM standards

Special Widths - Special widths are cut to order from our sleeve stock for fast delivery



TIMING BELTS

EXTRA LIGHT "XL" DOUBLE SIDED STANDARD 1/5" PITCH TIMING BELT

Belt Type	Pitch Length (in.)	Approx. Weight (lbs.) 25 (1/4")	Approx. Weight (lbs.) 37 (3/8")
D60XL	6.0	0.005	0.01
D70XL	7.0	0.005	0.01
D80XL	8.0	0.005	0.01
D90XL	9.0	0.005	0.01
D100XL	10.0	0.005	0.01
D110XL	11.0	0.01	0.01
D120XL	12.0	0.01	0.01
D130XL	13.0	0.01	0.02
D140XL	14.0	0.01	0.02
D150XL	13.0	0.01	0.02
D156XL	15.6	0.01	0.02
D160XL	16.0	0.01	0.02
D170XL	17.0	0.01	0.02
D180XL	18.0	0.02	0.02
D190XL	19.0	0.02	0.02
D200XL	20.0	0.02	0.02
D210XL	21.0	0.02	0.03
D220XL	22.0	0.02	0.03
D230XL	23.0	0.02	0.03
D240XL	24.0	0.02	0.03
D250XL	25.0	0.02	0.03
D260XL	26.0	0.02	0.03
D270XL	27.0	0.02	0.03
D280XL	28.0	0.03	0.04
D290XL	29.0	0.03	0.04
D300XL	30.0	0.03	0.04
D310XL	31.0	0.03	0.04
D330XL	33.0	0.03	0.04
D350XL	35.0	0.03	0.04
D362XL	36.2	0.03	0.05
D392XL	39.2	0.04	0.05
D450XL	45.0	0.04	0.05
D492XL	49.2	0.04	0.06
D690XL	69.0	0.06	0.09
D900XL	90.0	0.08	0.11

LIGHT "L" DOUBLE SIDED STANDARD 3/8" PITCH TIMING BELT

Belt Type	Pitch Length (in.)	Approx. Weight (lbs.) 50 (1/2")	Approx. Weight (lbs.) 75 (3/4")	Approx. Weight (lbs.) 100 (1")
D124L	12.4	0.03	0.05	0.06
D150L	15.0	0.04	0.06	0.08
D165L	16.5	0.04	0.06	0.09
D173L	17.3	0.05	0.07	0.09
D187L	18.7	0.05	0.07	0.10
D202L	20.2	0.05	0.08	0.10
D210L	21.0	0.05	0.08	0.10
D225L	22.5	0.05	0.08	0.10
D240L	24.0	0.06	0.09	0.12
D255L	25.5	0.06	0.09	0.12
D270L	27.0	0.07	0.10	0.14
D285L	28.5	0.07	0.11	0.14
D300L	30.0	0.07	0.11	0.14
D320L	32.0	0.07	0.11	0.15
D322L	32.2	0.08	0.12	0.16
D345L	34.5	0.08	0.12	0.16
D367L	36.7	0.08	0.13	0.16
D390L	39.0	0.09	0.14	0.18
D420L	42.0	0.10	0.15	0.20
D450L	45.0	0.10	0.15	0.20
D480L	48.0	0.11	0.16	0.22
D510L	51.0	0.12	0.18	0.24
D540L	54.0	0.13	0.19	0.26
D600L	60.0	0.14	0.21	0.28
D660L	66.0	0.16	0.24	0.32
D817L	81.7	0.20	0.30	0.40


HEAVY "H" DOUBLE SIDED STANDARD 1/2" PITCH TIMING BELT

Belt Type	Pitch Length (in.)	Approx. Weight (lbs.) 075 (3/4")	Approx. Weight (lbs.) 100 (1")	Approx. Weight (lbs.) 150 (1-1/2")	Approx. Weight (lbs.) 200 (2")	Approx. Weight (lbs.) 300 (3")
D240H	24.0	0.17	0.22	0.34	0.44	0.68
D270H	27.0	0.19	0.25	0.38	0.50	0.76
D300H	30.0	0.21	0.28	0.42	0.56	0.82
D330H	33.0	0.23	0.30	0.44	0.60	0.92
D350H	35.0	0.24	0.32	0.46	0.64	0.96
D360H	36.0	0.25	0.33	0.50	0.66	1.00
D375H	37.5	0.26	0.35	0.52	0.69	1.06
D390H	39.0	0.27	0.36	0.54	0.72	1.08
D400H	40.0	0.29	0.38	0.56	0.76	1.15
D420H	42.0	0.30	0.40	0.60	0.80	1.20
D450H	45.0	0.32	0.43	0.64	0.86	1.28
D480H	48.0	0.34	0.45	0.68	0.90	1.36
D510H	51.0	0.36	0.48	0.72	0.96	1.42
D540H	54.0	0.38	0.51	0.76	1.02	1.52
D570H	57.0	0.40	0.53	0.80	1.06	1.60
D600H	60.0	0.42	0.56	0.84	1.12	1.68
D630H	63.0	0.44	0.59	0.88	1.18	1.76
D660H	66.0	0.47	0.63	0.94	1.26	1.86
D700H	70.0	0.49	0.65	0.98	1.30	1.96
D725H	72.5	0.51	0.68	1.02	1.36	2.04
D750H	75.0	0.53	0.71	1.06	1.42	2.12
D800H	80.0	0.56	0.75	1.12	1.50	2.24
D850H	85.0	0.60	0.80	1.20	1.60	2.40
D900H	90.0	0.64	0.85	1.28	1.70	2.56
D1000H	100.0	0.71	0.95	1.41	1.90	2.82
D1110H	111.0	0.77	1.03	1.54	2.06	3.08
D1250H	125.0	0.89	1.19	1.78	2.38	3.56
D1400H	140.0	1.00	1.33	2.00	2.66	4.00
D1700H	170.0	1.20	1.60	2.40	3.20	4.80

HTB[®] HIGH TORQUE SYNCHRONOUS BELTS



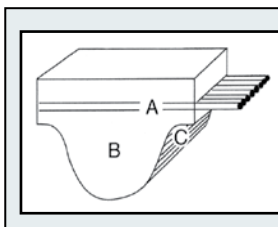
HTB[®] High-Torque Belts - 3M, 5M, 8M, 14M Curvilinear Tooth Profile (oil, Heat & Abrasion Resistant)



The standard trapezoidal tooth timing belt design performs poorly in high-torque applications and high-power drives at lower speeds. To overcome this disadvantage, the High-Torque Belt (HTB[®]) was developed using a more efficient tooth profile.

Among the advantages are:

- Higher torque transmission at low speeds
- High power transmission over a wide speed range
- Improved meshing to reduce tooth jump
- Higher resistance to tooth shear
- Less tooth wear due to friction



- A.** A high-modulus fiberglass cord is wound across the entire width of the belt pitch line ensuring minimal stretch and resistance to repeated flexing.
- B.** The body is a synthetic chloroprene compounded to resist flex fatigue, heat, ozone, mineral lubricating oils and aging.
- C.** A tough nylon fabric is bonded to the tooth surface for wear resistance.

Stock 5mm, 8mm and 14mm pitch HTB[®] Synchronous Belts are listed below. Non-standard lengths in these pitches are also available, as are belts with 3mm pitch.

3M - 3mm HTB[®] Synchronous Belts

Many lengths are in stock and can be cut to the desired width. Additional 3mm pitch HTB[®] Belt sizes are available on a made-to-order basis. Please check with Jason/Megadyne for availability. HTB[®] Synchronous Belts are specified by belt pitch length, tooth pitch and belt width in millimeters.

Example: 720-8M-30

PART NUMBER DESIGNATION

720-8M-30

720 = Belt pitch length in millimeters = 720mm

8M = Tooth pitch in millimeters = 8mm

30 = Belt width in millimeters = 30mm

Pitch Code	Tooth Pitch (mm)	Standard Widths/Width Codes (mm)											Pitch Lengths
		9	15	20	25	30	40	50	55	85	115	170	
5M	5	09	15	-	25	-	-	-	-	-	-	-	215 thru 2525mm
8M	8	-	-	20	-	30	-	50	-	85	-	-	480 thru 4400mm
14M	14	-	-	-	-	-	40	-	55	85	115	170	966 thru 4578mm

NOTE: Widths shown are considered standard, but HTB[®] Synchronous Belts can be cut to any width desired.

Features & Benefits

- **Fiberglass Tensile Cord** - High dimensional stability and maximum flexibility
- **Chloroprene Belt Body** - Oil, heat and ozone resistance; high tooth shear resistance
- **Nylon Tooth Cover** - Durability and wear resistance, increased power capacity

Construction

Compound - Chloroprene

Cord - Fiberglass

Tooth Cover - Nylon

Applications - Drives requiring premium efficiency or synchronous operation and higher power capacity than trapezoidal timing belts. Used on conveyors, industrial equipment, machine tools, hand power tools and agricultural equipment where high power density is needed.

Engineering Standards - Conforms to ARPM standard IP-27

Recommended Pulleys - Use pulleys made to ARPM standards

Non-Standard Lengths - Contact Jason/Megadyne



HTB® HIGH TORQUE SYNCHRONOUS BELTS

3mm HTB® SYNCHRONOUS BELTS

Many sizes in stock. Other 3mm Pitch HTB® Belts are available on a made-to-order basis. Please check with Jason/Megadyne for availability.

5mm HTB® SYNCHRONOUS BELTS

Belt Type	Pitch Length (mm)	Approx. Weight (lbs.) 09mm	Approx. Weight (lbs.) 15mm	Approx. Weight (lbs.) 25mm	Belt Type	Pitch Length (mm)	Approx. Weight (lbs.) 09mm	Approx. Weight (lbs.) 15mm	Approx. Weight (lbs.) 25mm
215-5M	215	0.019	0.032	0.054	640-5M	640	0.056	0.094	0.157
225-5M	225	0.020	0.034	0.056	665-5M	665	0.058	0.097	0.160
240-5M	240	0.022	0.036	0.060	670-5M	670	0.058	0.098	0.162
265-5M	265	0.024	0.040	0.066	675-5M	675	0.059	0.099	0.164
270-5M	270	0.024	0.041	0.068	680-5M	680	0.059	0.099	0.165
300-5M	300	0.026	0.044	0.073	700-5M	700	0.061	0.102	0.170
320-5M	320	0.028	0.047	0.078	725-5M	725	0.064	0.106	0.176
325-5M	325	0.029	0.048	0.080	740-5M	740	0.065	0.108	0.179
330-5M	330	0.029	0.049	0.082	750-5M	750	0.066	0.110	0.175
345-5M	345	0.030	0.050	0.084	755-5M	755	0.066	0.111	0.184
350-5M	350	0.031	0.051	0.085	770-5M	770	0.068	0.113	0.188
355-5M	355	0.031	0.052	0.086	800-5M	800	0.070	0.117	0.194
360-5M	360	0.032	0.053	0.088	825-5M	825	0.072	0.120	0.197
370-5M	370	0.032	0.054	0.090	835-5M	835	0.073	0.121	0.201
375-5M	375	0.033	0.055	0.091	850-5M	850	0.074	0.124	0.206
400-5M	400	0.035	0.059	0.098	860-5M	860	0.075	0.126	0.210
420-5M	420	0.036	0.060	0.100	890-5M	890	0.078	0.130	0.216
425-5M	425	0.037	0.061	0.101	925-5M	925	0.081	0.135	0.224
450-5M	450	0.039	0.066	0.110	935-5M	935	0.082	0.136	0.226
460-5M	460	0.040	0.067	0.111	950-5M	950	0.083	0.138	0.229
465-5M	465	0.041	0.068	0.113	980-5M	980	0.085	0.142	0.236
475-5M	475	0.042	0.070	0.116	1000-5M	1000	0.087	0.145	0.241
500-5M	500	0.044	0.073	0.121	1050-5M	1050	0.092	0.153	0.254
525-5M	525	0.049	0.076	0.127	1125-5M	1125	0.098	0.164	0.272
535-5M	535	0.050	0.078	0.130	1240-5M	1240	0.109	0.181	0.301
550-5M	550	0.050	0.082	0.137	1270-5M	1270	0.111	0.185	0.307
565-5M	565	0.051	0.083	0.138	1420-5M	1420	0.124	0.206	0.342
575-5M	575	0.051	0.084	0.139	1500-5M	1500	0.131	0.218	0.364
580-5M	580	0.051	0.085	0.141	1595-5M	1595	0.139	0.231	0.384
600-5M	600	0.053	0.088	0.146	1790-5M	1790	0.159	0.260	0.432
610-5M	610	0.054	0.090	0.149	1800-5M	1800	0.160	0.261	0.433
615-5M	615	0.054	0.090	0.151	1870-5M	1870	0.167	0.271	0.452
625-5M	625	0.055	0.092	0.153	2000-5M	2000	0.178	0.281	0.467
635-5M	635	0.056	0.093	0.154	2525-5M	2525	0.225	0.354	0.588

8mm HTB® SYNCHRONOUS BELTS

Belt Type	Pitch Length (mm)	Approx. Weight (lbs.) 20mm	Approx. Weight (lbs.) 30mm	Approx. Weight (lbs.) 50mm	Approx. Weight (lbs.) 85mm	Belt Type	Pitch Length (mm)	Approx. Weight (lbs.) 20mm	Approx. Weight (lbs.) 30mm	Approx. Weight (lbs.) 50mm	Approx. Weight (lbs.) 85mm
480-8M	480	0.13	0.20	0.34	0.57	1224-8M	1224	0.35	0.51	0.85	1.45
536-8M	536	0.14	0.23	0.38	0.63	1248-8M	1248	0.35	0.53	0.87	1.49
560-8M	560	0.16	0.23	0.39	0.66	1280-8M	1280	0.36	0.53	0.89	1.51
600-8M	600	0.17	0.25	0.42	0.71	1328-8M	1328	0.38	0.55	0.92	1.57
624-8M	624	0.18	0.26	0.43	0.74	1344-8M	1344	0.38	0.58	0.95	1.60
632-8M	632	0.18	0.27	0.44	0.75	1360-8M	1360	0.38	0.59	0.98	1.63
640-8M	640	0.18	0.27	0.45	0.76	1440-8M	1440	0.40	0.60	1.01	1.71
656-8M	656	0.17	0.25	0.42	0.71	1520-8M	1520	0.42	0.64	1.06	1.80
720-8M	720	0.19	0.27	0.45	0.76	1600-8M	1600	0.45	0.67	1.11	1.90
760-8M	760	0.21	0.31	0.52	0.89	1760-8M	1760	0.49	0.73	1.23	2.07
800-8M	800	0.22	0.33	0.56	0.96	1800-8M	1800	0.50	0.75	1.25	2.12
840-8M	840	0.24	0.35	0.58	0.99	2000-8M	2000	0.56	0.83	1.39	2.36
880-8M	880	0.25	0.37	0.61	1.05	2104-8M	2104	0.60	0.88	1.50	2.45
912-8M	912	0.26	0.38	0.64	1.07	2248-8M	2248	0.64	0.96	1.60	2.72
920-8M	920	0.26	0.38	0.64	1.10	2400-8M	2400	0.68	1.00	1.66	2.82
960-8M	960	0.27	0.40	0.67	1.14	2600-8M	2600	0.74	1.08	1.80	3.06
1040-8M	1040	0.29	0.43	0.74	1.24	2800-8M	2800	0.80	1.16	1.92	3.29
1120-8M	1120	0.31	0.47	0.78	1.33	3048-8M	3048	0.86	1.29	2.16	3.68
1152-8M	1152	0.34	0.50	0.84	1.46	3600-8M	3600	1.02	1.53	2.56	4.35
1200-8M	1200	0.34	0.50	0.84	1.42	4400-8M	4400	1.25	1.32	3.01	5.16


HTB® HIGH TORQUE SYNCHRONOUS BELTS



SYNCHRONOUS BELTS


14mm HTB® SYNCHRONOUS BELTS

Belt Type	Pitch Length (mm)	Approx. Weight (lbs.) 40mm	Approx. Weight (lbs.) 55mm	Approx. Weight (lbs.) 85mm	Approx. Weight (lbs.) 115mm	Approx. Weight (lbs.) 170mm
966-14M	966	0.84	1.15	1.78	2.40	3.55
1190-14M	1190	1.02	1.42	2.20	2.98	4.39
1400-14M	1400	1.20	1.67	2.57	3.50	5.15
1610-14M	1610	1.40	1.92	2.95	4.02	5.95
1778-14M	1778	1.52	2.13	3.25	4.45	6.55
1890-14M	1890	1.62	2.26	3.49	4.73	6.95
2100-14M	2100	1.80	2.50	3.88	5.25	7.75
2310-14M	2310	2.00	2.75	4.26	5.75	8.50
2450-14M	2450	2.12	2.93	4.52	6.10	9.00
2590-14M	2590	2.25	3.10	4.78	6.45	9.55
2800-14M	2800	2.43	3.34	5.15	7.00	10.30
3150-14M	3150	2.73	3.77	5.80	7.85	11.60
3360-14M	3360	2.90	4.02	6.20	8.35	12.35
3500-14M	3500	3.00	4.19	6.45	8.75	12.90
3850-14M	3850	3.30	4.60	7.10	9.62	14.20
4326-14M	4326	3.70	5.17	8.00	10.80	15.95





DUAL HTB® SYNCHRONOUS BELTS



Dual HTB® Synchronous Belts 5M, 8M, 14M Curvilinear Tooth Profile (Oil, Heat and Abrasion Resistant)

Dual HTB® belts are often used in reversing or serpentine applications.

Special widths are available: use list price for next width stock belt. Materials are same as standard HTB® belt, except that teeth on one side are ground from fiber reinforced chloroprene stock. Power takeoff from ground side is limited to 50% of total belt rating. Teeth with nylon cover should always be on driver pulley.

Any width available from stock, consult Jason/Megadyne for pricing.

PART NUMBER DESIGNATION

D1190-14M-55

- D** = Double sided tooth construction
- 1190** = Pitch length in millimeters
- 14M** = Tooth pitch = 14mm
- 55** = Belt width in millimeters

Dual HTB® Belts are specified the same way as single sided HTB® Belts, except with a "D" prefix - **Example: D1190-14M-55**

Pitch Code	Tooth Pitch (mm)	Standard Widths/Width Codes (mm)											Pitch Lengths
		9	15	20	25	30	40	50	55	85	115	170	
D5M	5	09	15	-	25	-	-	-	-	-	-	-	400 thru 1690mm
D8M	8	-	-	20	-	30	-	50	-	85	-	-	480 thru 4400mm
D14M	14	-	-	-	-	-	40	-	55	85	115	170	1190 thru 4578mm

NOTE: Widths shown are considered standard, but Dual HTB® Synchronous Belts can be cut to any width desired.

Features & Benefits

- **Fiberglass Tensile Cord** - High dimensional stability and maximum flexibility
- **Chloroprene Belt Body** - Oil, heat and ozone resistance; high tooth shear resistance
- **Nylon Tooth Cover** - Durability and wear resistance, increased power capacity
- **Double Sided Teeth** - Serpentine drives, reverse rotation of driven shafts

Construction

Compound - Chloroprene

Cord - Fiberglass

Tooth Cover - Nylon

Applications - Drives requiring premium efficiency or synchronous operation and higher power capacity than trapezoidal timing belts. Used on conveyors, industrial equipment, machine tools, hand power tools and agricultural equipment where high power density is needed.

Engineering Standards - Conforms to ARPM standard IP-27


Recommended Pulleys - Use pulleys made to ARPM standards

DUAL HTB[®] SYNCHRONOUS BELTS



5mm DUAL HTB[®] SYNCHRONOUS BELTS

Belt Type	Pitch Length (mm)	Approx. Weight (lbs.) 09mm	Approx. Weight (lbs.) 15mm	Approx. Weight (lbs.) 25mm
D400-5M	400	0.037	0.063	0.105
D450-5M	450	0.042	0.071	0.118
D475-5M	475	0.045	0.075	0.124
D500-5M	500	0.047	0.078	0.128
D525-5M	525	0.053	0.083	0.140
D540-5M	540	0.054	0.086	0.142
D600-5M	600	0.056	0.094	0.157
D615-5M	615	0.058	0.097	0.161
D635-5M	635	0.060	0.100	0.165
D710-5M	710	0.066	0.110	0.183
D835-5M	835	0.078	0.129	0.215
D925-5M	925	0.087	0.144	0.240
D1420-5M	1420	0.133	0.220	0.366
D1595-5M	1595	0.148	0.247	0.411
D1690-5M	1690	0.157	0.262	0.436



8mm DUAL HTB[®] SYNCHRONOUS BELTS


Belt Type	Pitch Length (mm)	Approx. Weight (lbs.) 20mm	Approx. Weight (lbs.) 30mm	Approx. Weight (lbs.) 50mm	Approx. Weight (lbs.) 85mm	Belt Type	Pitch Length (mm)	Approx. Weight (lbs.) 20mm	Approx. Weight (lbs.) 30mm	Approx. Weight (lbs.) 50mm	Approx. Weight (lbs.) 85mm
D480-8M	480	0.14	0.22	0.36	0.61	D1200-8M	1200	0.35	0.53	0.90	1.50
D536-8M	536	0.15	0.25	0.41	0.67	D1224-8M	1224	0.37	0.55	0.93	1.58
D560-8M	560	0.17	0.26	0.42	0.70	D1280-8M	1280	0.39	0.58	0.95	1.61
D600-8M	600	0.18	0.27	0.45	0.76	D1440-8M	1440	0.43	0.64	1.08	1.82
D632-8M	632	0.19	0.29	0.47	0.80	D1600-8M	1600	0.48	0.71	1.19	2.03
D640-8M	640	0.20	0.30	0.48	0.82	D1760-8M	1760	0.52	0.77	1.31	2.20
D720-8M	720	0.21	0.32	0.54	0.91	D1800-8M	1800	0.54	0.80	1.34	2.29
D800-8M	800	0.23	0.35	0.60	1.03	D2000-8M	2000	0.60	0.88	1.49	2.52
D840-8M	840	0.25	0.37	0.62	1.06	D2104-8M	2104	0.63	0.95	1.57	2.67
D880-8M	880	0.27	0.39	0.65	1.12	D2400-8M	2400	0.72	1.07	1.76	3.02
D920-8M	920	0.28	0.40	0.68	1.17	D2600-8M	2600	0.79	1.15	1.92	3.27
D960-8M	960	0.29	0.43	0.71	1.22	D2800-8M	2800	0.85	1.22	2.06	3.52
D1040-8M	1040	0.31	0.46	0.79	1.32	D3048-8M	3048	0.93	1.38	2.31	3.93
D1120-8M	1120	0.33	0.50	0.83	1.00	D3600-8M	3600	1.10	1.65	2.76	4.69
D1152-8M	1152	0.34	0.52	0.87	1.47	D4400-8M	4400	1.35	1.39	3.22	5.52

14mm DUAL HTB[®] SYNCHRONOUS BELTS

Belt Type	Pitch Length (mm)	Approx. Weight (lbs.) 40mm	Approx. Weight (lbs.) 55mm	Approx. Weight (lbs.) 85mm	Approx. Weight (lbs.) 115mm	Approx. Weight (lbs.) 170mm
D1190-14M	1190	1.12	1.56	2.42	3.28	4.83
D1400-14M	1400	1.32	1.84	2.83	3.85	5.67
D1610-14M	1610	1.54	2.11	3.25	4.42	6.55
D1778-14M	1778	1.67	2.34	3.58	4.90	7.21
D1890-14M	1890	1.78	2.48	3.84	5.20	7.65
D2100-14M	2100	1.98	2.75	4.27	5.78	8.53
D2310-14M	2310	2.20	3.03	4.69	6.33	9.35
D2450-14M	2450	2.33	3.22	4.97	6.71	9.90
D2590-14M	2590	2.48	3.41	5.26	7.10	10.51
D2800-14M	2800	2.67	3.67	5.67	7.70	11.33
D3150-14M	3150	3.00	4.15	6.38	8.64	12.76
D3360-14M	3360	3.19	4.42	6.82	9.19	13.59
D3500-14M	3500	3.30	4.61	7.10	9.63	14.19
D3850-14M	3850	3.63	5.06	7.81	10.58	15.62
D4326-14M	4326	4.07	5.69	8.80	11.88	17.55
D4578-14M	4578	4.31	6.03	9.30	12.54	18.59



HIGH HORSEPOWER SYNCHRONOUS BELTS



Tiger Synchronous Belts - 8M, 14M Curvilinear Tooth Profile Maximum Performance HTB®

Jason/Megadyne developed Tiger HTB® to extend the HTB® synchronous belt application range. Special aramid reinforced rubber compound, along with improved heavy nylon tooth cover and fiberglass tensile members provide the muscle for the increased horsepower ratings; up to three times the standard HTB® belts.

Tiger Belts® may also be ordered in the standard 8mm pitch HTB® widths of 20mm, 30mm, 50mm and 85mm, as well as the standard 14mm pitch HTB® widths of 40mm, 55mm, 85mm, 115mm and 170mm.

HTB® belts are specified by belt pitch length, tooth pitch and belt width in millimeters - **Example: 480-8MT-12**

PART NUMBER DESIGNATION

480-8MT-12

480 = Pitch length in millimeters

8M = Tooth pitch = 14mm

T = Tiger - high torque construction

12 = Belt width in millimeters

Pitch Code	Tooth Pitch (mm)	Standard Widths/Width Codes (mm)															Pitch Lengths	
		12	20	22	30	35	40	42	50	55	60	65	85	90	115	120		170
8MT	8	12	20	22	30	35	-	-	50	-	60	-	85	-	-	-	-	480 thru 4400mm
14MT	14	-	20	-	-	-	40	42	-	55	-	65	85	90	115	120	170	966 thru 4578mm

NOTE: Widths shown are considered standard, but all Tiger HTB® can be cut to any width desired.

Features & Benefits


- **Fiberglass Tensile Cord** - Excellent dimensional stability and high power capacity
- **Chloroprene Rubber Compound with Aramid Reinforcement** - Superior power capacity, oil and heat resistance
- **Heavy Nylon Tooth Cover** - Smooth operation, high power capacity, longer life
- **HTB® Tooth Profile** - Uses upgraded industrial pulleys with either HTB® or RPP® profile

Construction

Compound - Chloroprene + Aramid reinforcement

Cord - Fiberglass

Tooth Cover - Heavy Nylon



Applications - Drives requiring premium efficiency or synchronous operation and higher power capacity than HTB® belts. Used on conveyors, industrial equipment, machine tools, hand power tools and agricultural equipment where high power density is needed.

Engineering Standards - Conforms to ARPM standard IP-27

Recommended Pulleys - Use pulleys made to ARPM standards

Non-Standard Lengths - Contact Jason/Megadyne

8MT TIGER SYNCHRONOUS BELTS*

Belt Type	Pitch Length (mm)	Number of Teeth	Belt Type	Pitch Length (mm)	Number of Teeth
480-8MT	480	60	1200-8MT	1200	150
536-8MT	536	67	1224-8MT	1224	153
560-8MT	560	70	1280-8MT	1280	160
600-8MT	600	75	1440-8MT	1440	180
632-8MT	632	79	1600-8MT	1600	200
640-8MT	640	80	1760-8MT	1760	220
720-8MT	720	90	1800-8MT	1800	225
800-8MT	800	100	2000-8MT	2000	250
840-8MT	840	105	2400-8MT	2400	300
880-8MT	880	110	2600-8MT	2600	325
1040-8MT	1040	130	2800-8MT	2800	350
1104-8MT	1104	138	4400-8MT	4400	550
1120-8MT	1120	140			
1152-8MT	1152	144			

14MT TIGER SYNCHRONOUS BELTS*


Belt Type	Pitch Length (mm)	Number of Teeth	Belt Type	Pitch Length (mm)	Number of Teeth
966-14MT	966	69	2590-14MT	2590	185
1190-14MT	1190	85	2800-14MT	2800	200
1400-14MT	1400	100	3150-14MT	3150	225
1610-14MT	1610	115	3360-14MT	3360	240
1778-14MT	1778	127	3500-14MT	3500	250
1890-14MT	1890	135	3850-14MT	3850	275
2100-14MT	2100	150	4326-14MT	4326	309
2310-14MT	2310	165	4578-14MT	4578	327
2450-14MT	2450	175			

*Most Tiger 8MT & 14MT sizes not available from stock and can be made to order. Please contact Jason/Megadyne customer service for more information.

ISORAN[®] SYNCHRONOUS BELTS



RPP[®] Silver Synchronous Belts - 5M, 8M & 14M Parabolic Tooth Profile



The new Isoran[®] RPP[®] Silver Synchronous Belt is constructed with the highest quality materials. The bonded strength of all components guarantees superior torque capacity. The new materials join forces to achieve the highest standard of quality and performance in the industry.

Isoran[®] RPP[®] Silver Synchronous Belts are specified by pitch length, tooth pitch and belt width in millimeters - **Example: 1800-8MS-50**

Pitch Code	Tooth Pitch (mm)	Standard Widths/Width Codes (mm)								Pitch Lengths
		20	30	40	50	55	85	115	170	
5MS	5	Contact Jason for 5M pitch								180 thru 2525mm
8MS	8	20	30	-	50	-	85	-	-	288 thru 4400mm
14MS	14	-	-	40	-	55	85	115	170	966 thru 4578mm

NOTE: Widths shown are considered standard, but RPP[®] Silver can be cut to any width desired.

PART NUMBER DESIGNATION

1800-8MS-50

1800 = Pitch length in millimeters

8M = Tooth pitch = 8mm

S = Silver - high torque RPP construction

50 = Belt width in millimeters

Features & Benefits

- **Increased Load Capacity** - Up to 10% over standard RPP[®] constructions
- **Drive Upgrade** - Increase drive capacity with existing pulleys
- **RPP[®] Tooth Profile** - Reinforced Parabolic Profile - interchangeable with other RPP[®]/HTD[®]/HTB[®] pulley profiles
- **Reduced Noise** - Quiet operation - RPP[®] is recognized as quietest system on the market
- **Anti-Static Properties** - Conforms to BS 2050 standard

Construction

Compound - Chloroprene

Cord - Fiberglass

Tooth Cover - Nylon



Applications - Drives requiring increased efficiency or synchronous operation and higher power capacity than standard RPP[®] synchronous belts. General industry, conveyors, industrial equipment, machine tools, hand power tools, etc.

Engineering Standards - Conforms to ARPM IP-27 and ISO 13050 standards

Recommended Pulleys - Use pulleys made to ARPM or ISO 13050 standards

ISORAN[®] RPP[®] SILVER 8M SYNCHRONOUS BELTS

Belt Type	Pitch Length (mm)	Number of Teeth	Belt Type	Pitch Length (mm)	Number of Teeth
288-8MS	288	36	1040-8MS	1040	130
320-8MS	320	40	1080-8MS	1080	135
352-8MS	352	44	1120-8MS	1120	140
360-8MS	360	45	1200-8MS	1200	150
384-8MS	384	48	1224-8MS	1224	153
408-8MS	408	51	1280-8MS	1280	160
416-8MS	416	52	1352-8MS	1352	169
456-8MS	456	57	1424-8MS	1424	178
480-8MS	480	60	1440-8MS	1440	180
536-8MS	536	67	1464-8MS	1464	183
544-8MS	544	68	1600-8MS	1600	200
560-8MS	560	70	1680-8MS	1680	210
600-8MS	600	75	1760-8MS	1760	220
608-8MS	608	76	1800-8MS	1800	225
632-8MS	632	79	1904-8MS	1904	238
640-8MS	640	80	2000-8MS	2000	250
680-8MS	680	85	2200-8MS	2200	275
720-8MS	720	90	2272-8MS	2272	284
760-8MS	760	95	2400-8MS	2400	300
800-8MS	800	100	2520-8MS	2520	315
840-8MS	840	105	2600-8MS	2600	325
880-8MS	880	110	2800-8MS	2800	350
896-8MS	896	112	3048-8MS	3048	381
920-8MS	920	115	3280-8MS	3280	410
960-8MS	960	120	3600-8MS	3600	450
1000-8MS	1000	125	4400-8MS	4400	550

ISORAN[®] RPP[®] SILVER 14M SYNCHRONOUS BELTS

Belt Type	Pitch Length (mm)	Number of Teeth	Belt Type	Pitch Length (mm)	Number of Teeth
966-14MS	966	69	1960-14MS	1960	140
994-14MS	994	71	2100-14MS	2100	150
1092-14MS	1092	78	2240-14MS	2240	160
1106-14MS	1106	79	2310-14MS	2310	165
1190-14MS	1190	85	2380-14MS	2380	170
1260-14MS	1260	90	2450-14MS	2450	175
1288-14MS	1288	92	2590-14MS	2590	185
1344-14MS	1344	96	2660-14MS	2660	190
1400-14MS	1400	100	2800-14MS	2800	200
1442-14MS	1442	103	2968-14MS	2968	212
1568-14MS	1568	112	3150-14MS	3150	225
1610-14MS	1610	115	3360-14MS	3360	240
1750-14MS	1750	125	3500-14MS	3500	250
1764-14MS	1764	126	3850-14MS	3850	275
1778-14MS	1778	127	3920-14MS	3920	280
1848-14MS	1848	132	4326-14MS	4326	309
1890-14MS	1890	135	4578-14MS	4578	327
1904-14MS	1904	136	4956-14MS	4956	354

ISORAN[®] RPP SILVER 5M SYNCHRONOUS BELTS

Contact Jason for availability of RPP Silver 5M



ISORAN[®] SYNCHRONOUS BELTS



RPP[®] Gold Synchronous Belts - 8M, 14M Parabolic Tooth Profile

Isoran[®] RPP[®] Gold is the result of Jason Megadyne's continued focus on developing high-performance drive systems to obtain new application opportunities against alternative systems such as gears and chain. Our systems take advantage of belt features such as lower weight, quieter running and reduced maintenance costs.

The Isoran[®] Gold belt system can be used in a virtually limitless range of industrial applications where a high-torque synchronous drive is required.

Isoran[®] RPP[®] Gold Synchronous Belts are specified by pitch length, tooth pitch and belt width in millimeters - **Example: 1800-8MG-50**

PART NUMBER DESIGNATION

1800-8MG-50

1800 = Pitch length in millimeters

8M = Tooth pitch = 8mm

G = Gold - extra high torque RPP construction

50 = Belt width in millimeters

Pitch Code	Tooth Pitch (mm)	Standard Widths/Width Codes (mm)								Pitch Lengths
		20	30	40	50	55	85	115	170	
8MG	8	20	30	-	50	-	85	-	-	288 thru 4400mm
14MG	14	-	-	40	-	55	85	115	170	966 thru 4956mm

NOTE: Widths shown are considered standard, but all RPP[®] Gold can be cut to any width desired.

Features & Benefits

- **Hi-Performance Fiberglass Tensile Cord** - Excellent dimensional stability. Higher power capability
- **Special Hi-Performance Rubber** - Increased power capacity; oil and heat resistance
- **Double Nylon Tooth Cover** - Graphite impregnated for low friction and long wear
- **RPP[®] Tooth Profile** - Reinforced Parabolic Profile - interchangeable with other RPP[®]/HTD[®]/HTB[®] pulley profiles
- **Reduced Noise** - Quiet operation - RPP[®] is recognized as quietest system on the market
- **Anti-Static Properties** - Conforms to BS 2050 standard

Construction

Compound - Hi-Performance Chloroprene

Cord - Hi-Performance Fiberglass

Tooth Cover - Double Layer Nylon, Graphite Impregnated



Applications - Drives requiring increased efficiency or synchronous operation and higher power capacity than standard RPP[®] Silver synchronous belts. General industry, conveyors, industrial equipment, machine and hand power tools, etc.

Engineering Standards - Conforms to ARPM IP-27 and ISO 13050 standards

Recommended Pulleys - Use pulleys made to ARPM or ISO 13050 standards

Special Widths - RPP[®] Gold can be supplied in any width - available upon request

Special Constructions - RPP[®] Gold available in 5mm pitch construction, as well as Double-Sided construction - upon request

ISORAN[®] RPP GOLD 8M SYNCHRONOUS BELTS

Belt Type	Pitch Length (mm)	Number of Teeth	Belt Type	Pitch Length (mm)	Number of Teeth	Belt Type	Pitch Length (mm)	Number of Teeth	Belt Type	Pitch Length (mm)	Number of Teeth
288-8MG	288	36	608-8MG	608	76	1040-8MG	1040	130	1800-8MG	1800	225
320-8MG	320	40	632-8MG	632	79	1080-8MG	1080	135	1904-8MG	1904	238
352-8MG	352	44	640-8MG	640	80	1120-8MG	1120	140	2000-8MG	2000	250
360-8MG	360	45	680-8MG	680	85	1200-8MG	1200	150	2200-8MG	2200	275
384-8MG	384	48	720-8MG	720	90	1224-8MG	1224	153	2272-8MG	2272	284
408-8MG	408	51	760-8MG	760	95	1280-8MG	1280	160	2400-8MG	2400	300
416-8MG	416	52	800-8MG	800	100	1352-8MG	1352	169	2520-8MG	2520	315
456-8MG	456	57	840-8MG	840	105	1424-8MG	1424	178	2600-8MG	2600	325
480-8MG	480	60	880-8MG	880	110	1440-8MG	1440	180	2800-8MG	2800	350
536-8MG	536	67	896-8MG	896	112	1464-8MG	1464	183	3048-8MG	3048	381
544-8MG	544	68	920-8MG	920	115	1600-8MG	1600	200	3280-8MG	3280	410
560-8MG	560	70	960-8MG	960	120	1680-8MG	1680	210	3600-8MG	3600	450
600-8MG	600	75	1000-8MG	1000	125	1760-8MG	1760	220	4400-8MG	4400	550

ISORAN[®] RPP GOLD 14M SYNCHRONOUS BELTS

966-14MG	966	69	1442-14MG	1442	103	1960-14MG	1960	140	2968-14MG	2968	212
994-14MG	994	71	1568-14MG	1568	112	2100-14MG	2100	150	3150-14MG	3150	225
1092-14MG	1092	78	1610-14MG	1610	110	2240-14MG	2240	160	3360-14MG	3360	240
1106-14MG	1106	79	1750-14MG	1750	125	2310-14MG	2310	165	3500-14MG	3500	250
1190-14MG	1190	85	1764-14MG	1764	126	2380-14MG	2380	170	3850-14MG	3850	275
1260-14MG	1260	90	1778-14MG	1778	127	2450-14MG	2450	175	3920-14MG	3920	280
1288-14MG	1288	92	1848-14MG	1848	132	2590-14MG	2590	185	4326-14MG	4326	309
1344-14MG	1344	96	1890-14MG	1890	135	2660-14MG	2660	190	4578-14MG	4578	327
1400-14MG	1400	100	1904-14MG	1904	136	2800-14MG	2800	200	4956-14MG	4956	354

ISORAN[®] SYNCHRONOUS BELTS



Platinum The Next Generation Synchronous Belt - 8M, 14M Parabolic RPC Tooth Profile

PLATINUM is an Ultra-High Performance, rubber-based synchronous belt. "Dual Core" Hybrid Tensile Cord Technology, combined with a nitrile-based HNBR compound body, results in a product capable of handling the most demanding high-power, high-torque drives. Designed to replace drives using roller chains and gears, and as an alternative to Poly Chain[®], PLATINUM permits a high-power capacity drive with excellent dimensional stability and a fully-functional interchange with all of the most common deep pulley tooth profile systems currently in use.



With PLATINUM, Jason/Megadyne introduces a revolutionary new "RPC" belt tooth profile. An evolution of the industry standard RPP[®], the new "RPC" belt tooth profile is fully interchangeable with HTD[®], RPP[®] and Poly Chain[®] pulley tooth profiles. The RPC belt tooth profile allows existing drive systems (RPP[®], HTD[®], PCGT[®] and PowerGrip[®] GT[®] 2) to be upgraded without replacing the pulleys. PLATINUM is a true "drop-in" replacement on all commonly used pulley profiles. RPC PLATINUM synchronous belts are specified by belt pitch length, tooth pitch and belt width in millimeters - **Example: 3500PLT14M65**

Pitch Code	Tooth Pitch (mm)	Standard Widths/Width Codes (mm)								Pitch Lengths	
		12	20	22	35	42	60	65	90		120
PLT8M	8	12	-	22	35	-	60	-	-	-	248 thru 440mm
PLT14M	14	-	20	-	-	42	-	65	90	120	994 thru 4410mm

NOTE: Widths shown are considered standard, but Platinum can be cut to any width desired.



PART NUMBER DESIGNATION

3500PLT14M65

3500 = Pitch length in millimeters

PLT = Platinum - extra high torque RPC construction

14M = Tooth pitch = 14mm

65 = Belt width in millimeters

Features & Benefits

- **RPC Tooth Profile** - Compatible with Poly Chain[®], RPP[®], HTD[®], PCGT[®] and PowerGrip[®] GT[®] 2 pulleys
- **Highest Power Capacity** - Reduced belt and pulley width produce less noise, reduces drive weight, bearing load and cost, with increased efficiency and energy savings
- **Dual Core Hybrid Tensile Cord** - Guarantees high power capability and maintenance-free operation
- **Available in Any Width** - Unlimited width possibilities. Jason/Megadyne will cut to desired width
- **Greater Length Range** - Over 70 different lengths available - more than any competitor
- **Lower Noise** - HNBR Rubber based technology is quieter than polyurethane belt
- **High Temperature Capability** - Up to 239°F versus 185°F for polyurethane
- **HNBR Rubber Construction** - Better flexibility than polyurethane belts. Important for drives with idlers

Construction

Compound - HNBR with high resistance to petroleum oils and solvents

Tensile Cord - Dual Core Hybrid

Tooth Cover - Specially treated nylon fabric to reduce friction and pulley wear

Applications - Drives requiring maximum efficiency or synchronous operation and highest power capacity. General industry, conveyors, industrial equipment, machine tools, hand power tools, etc.

Engineering Standards - Conforms to ARPM IP-27 and ISO 13050 standard tolerances

Recommended Pulleys - Use pulleys made to ARPM or ISO 13050 standards

Special Widths - PLATINUM can be supplied in any width - available upon request

Silicone-Free Construction - individually packaged - non-stock, made to order



ISORAN® SYNCHRONOUS BELTS

PLATINUM SYNCHRONOUS BELTS - 8M



Belt Type	Pitch Length (mm)	Number of Teeth	Belt Type	Pitch Length (mm)	Number of Teeth	Belt Type	Pitch Length (mm)	Number of Teeth	Belt Type	Pitch Length (mm)	Number of Teeth
248PLT8	248	31	800PLT8	800	100	1280PLT8	1280	160	2600PLT8	2600	325
288PLT8	288	36	840PLT8	840	105	1440PLT8	1440	180	2800PLT8	2800	350
352PLT8	352	44	880PLT8	880	110	1600PLT8	1600	200	2840PLT8	2840	355
416PLT8	416	52	896PLT8	896	112	1760PLT8	1760	220	3048PLT8	3048	381
456PLT8	456	57	960PLT8	960	120	1792PLT8	1792	224	3200PLT8	3200	400
480PLT8	480	60	1000PLT8	1000	125	1800PLT8	1800	225	3280PLT8	3280	410
544PLT8	544	68	1040PLT8	1040	130	2000PLT8	2000	250	3600PLT8	3600	450
560PLT8	560	70	1080PLT8	1080	135	2200PLT8	2200	275	4000PLT8	4000	500
608PLT8	608	76	1120PLT8	1120	140	2240PLT8	2240	280	4400PLT8	4400	550
640PLT8	640	80	1200PLT8	1200	150	2400PLT8	2400	300			
720PLT8	720	90	1224PLT8	1224	153	2520PLT8	2520	315			

PLATINUM SYNCHRONOUS BELTS - 14M

Belt Type	Pitch Length (mm)	Number of Teeth	Belt Type	Pitch Length (mm)	Number of Teeth	Belt Type	Pitch Length (mm)	Number of Teeth	Belt Type	Pitch Length (mm)	Number of Teeth
994PLT14	994	71	1610PLT14	1610	115	2380PLT14	2380	170	3304-PLT14	3304	236
1092PLT14	1092	78	1750PLT14	1750	125	2450PLT14	2450	175	3360-PLT14	3360	240
1120PLT14	1120	80	1778PLT14	1778	127	2520PLT14	2520	180	3500-PLT14	3500	250
1190PLT14	1190	85	1890PLT14	1890	140	2590PLT14	2590	185	3850-PLT14	3850	275
1260PLT14	1260	90	1960PLT14	1960	115	2660PLT14	2660	190	3920-PLT14	3920	280
1288PLT14	1288	92	2100PLT14	2100	150	2800PLT14	2800	200	4326-PLT14	4326	309
1400PLT14	1400	100	2240PLT14	2240	160	3136PLT14	3136	224	4410-PLT14	4410	315
1568PLT14	1568	112	2310PLT14	2310	165	3150PLT14	3150	225	4956-PLT14	4956	354




AVAILABLE FROM STOCK!
The New DTM Tension Measuring Device from Kompakt



ISORAN® SYNCHRONOUS BELTS



RPP® MEGAPAINT Synchronous Belts - 8M Parabolic Tooth Profile (Silicone & Contaminant Free)



Jason/Megadyne has developed a new RPP® 8M synchronous belt designed for conveyor and transfer lines, specifically for painting systems.

Silicone prevents paint from adhering and is prohibited in paint areas. Water and solvent-based paints require belts that are silicone and contaminant free. MEGAPAINT Belts meet both of these requirements. The purity of materials and the absence of contaminating particles from MEGAPAINT guarantee painted surfaces are always perfect and defect-free. MEGAPAINT Belts are specially packaged to remain silicone-free and contaminate-free until ready for use.

MEGAPAINT is available made-to-order in the entire 8mm pitch length range, minimum order quantities apply. Special protective packaging guarantees complete surface purity from manufacturing to installation.

NOTE: Power ratings for MEGAPAINT 8M are equivalent to RPP® Silver 8M belts.

Isoran® RPP® MEGAPAINT Synchronous Belts are specified by belt pitch length, tooth pitch and belt width in millimeters - **Example: 1600-RPP8M-50PNT**

PART NUMBER DESIGNATION

1600-RPP8M-50PNT

1600 = Pitch length in millimeters

RPP8M = RPP® tooth profile - 8mm pitch

50 = Belt width (mm)

PNT = Silicone and contaminant free construction and packaging

Pitch Code	Tooth Pitch (mm)	Standard Widths/ Width Codes (mm)				Pitch Lengths
		20	30	50	85	
PNT8	8	20	30	50	85	288 thru 4400mm

NOTE: Widths shown are considered standard, but RPP® MEGAPAINT can be cut to any width desired.

Features & Benefits

- **Silicone, Impurity & Contaminant Free** - Meets criteria set forth by Forschungsinstitut für Pigmente und Lacke e.V. of the Stuttgart University
- **High Purity NBR Compound** - Guarantees no contamination by belt
- **RPP Tooth Profile** - Complete interchangeability on 8M RPP® and HTD® pulleys

Construction

Compound - Contaminant Free NBR

Cord - Fiberglass

Tooth Cover - Nylon, with nitrile based treatment

Applications - Applications requiring silicone-free construction. Often used on conveyor and transfer line drives, specifically for painting systems

Availability - Made-to-Order, Non-Stock

Engineering Standards - Conforms to ARPM standard IP-27, ISO 13050

Recommended Pulleys - Use pulleys made to ARPM or ISO 13050 standards


Special Widths - RPP® MEGAPAINT can be supplied in any width - available upon request

RPP® MEGAPAINT SYNCHRONOUS BELTS - 8M

Belt Type	Pitch Length (mm)	Number of Teeth	Belt Type	Pitch Length (mm)	Number of Teeth	Belt Type	Pitch Length (mm)	Number of Teeth	Belt Type	Pitch Length (mm)	Number of Teeth
288-RPP8M-	288	36	608-RPP8M-	608	76	1040-RPP8M-	1040	130	1800-RPP8M-	1800	225
320-RPP8M-	320	40	632-RPP8M-	632	79	1080-RPP8M-	1080	135	1904-RPP8M-	1904	238
352-RPP8M-	352	44	640-RPP8M-	640	80	1120-RPP8M-	1120	140	2000-RPP8M-	2000	250
360-RPP8M-	360	45	680-RPP8M-	680	85	1200-RPP8M-	1200	150	2200-RPP8M-	2200	275
384-RPP8M-	384	48	720-RPP8M-	720	90	1224-RPP8M-	1224	153	2272-RPP8M-	2272	284
408-RPP8M-	408	51	760-RPP8M-	760	95	1280-RPP8M-	1280	160	2400-RPP8M-	2400	300
416-RPP8M-	416	52	800-RPP8M-	800	100	1352-RPP8M-	1352	169	2520-RPP8M-	2520	315
456-RPP8M-	456	57	840-RPP8M-	840	105	1424-RPP8M-	1424	178	2600-RPP8M-	2600	325
480-RPP8M-	480	60	880-RPP8M-	880	110	1440-RPP8M-	1440	180	2800-RPP8M-	2800	350
536-RPP8M-	536	67	896-RPP8M-	896	112	1464-RPP8M-	1464	183	3048-RPP8M-	3048	381
544-RPP8M-	544	68	920-RPP8M-	920	115	1600-RPP8M-	1600	200	3280-RPP8M-	3280	410
560-RPP8M-	560	70	960-RPP8M-	960	120	1680-RPP8M-	1680	210	3600-RPP8M-	3600	450
600-RPP8M-	600	75	1000-RPP8M-	1000	125	1760-RPP8M-	1760	220	4400-RPP8M-	4400	550



OPEN-END SYNCHRONOUS BELTS



Open-End - L8M, L14M, LXL, LL, LH, LXH Double Sided Open-End - DL8M, DLL, DLH

Specially suitable for linear drives, accurate positioning, metering and reversing applications. High load capacity, no maintenance cost and very low noise level make these belts a perfect alternative to chain or cable reverse drives.

Double Sided - until now, chain was the only design option for drives requiring long spans *and* the capability to drive from either side. The advantages of Open-End synchronous belts (no lubrication, no re-tensioning, high-speed capabilities) makes such drives more versatile than ever.

Jason/Megadyne Open-End synchronous belting is specified by an "L" for long length, the belt pitch code and the width code (i.e. L8M-20). Length is specified in feet. Double Sided Open-End is specified "DL" and followed by pitch code and width code (e.g. DLH075 is Double Sided 1/2" pitch, 3/4" wide). Length is specified in feet. Consult Jason/Megadyne for roll lengths. Minimum order quantity is 50 feet.



PART NUMBER DESIGNATIONS

DLH075

- D** = Double sided
- L** = Long length/open-end
- H** = Tooth pitch - H = 1/2"
- 075** = Belt width - 075 = 3/4"

L8M-20

- L** = Long length/open-end
- 8M** = Tooth pitch - 8M = 8mm
- 20** = Belt width - 20 = 20mm

Single Sided Open-End Timing Belts - Trapezoidal*					
Belt Type	Pitch (inch)	Width Code	Width (inch)	Max. Roll Length (ft.)	Lbs. per ft.
LXL	1/5	025	1/4	800.0	0.015
LXL	1/5	031	5/16	670.0	0.018
LXL	1/5	037	3/8	540.0	0.020
LXL	1/5	050	1/2	400.0	0.027
LXL	1/5	075	3/4	300.0	0.040
LL	3/8	037	3/8	360.0	0.022
LL	3/8	050	1/2	265.0	0.030
LL	3/8	075	3/4	170.0	0.045
LL	3/8	100	1	125.0	0.060
LL	3/8	150	1.5	80.0	0.090
LL	3/8	200	2	55.0	0.120
LH	1/2	037	3/8	750.0	0.042
LH	1/2	050	1/2	550.0	0.056
LH	1/2	075	3/4	360.0	0.084
LH	1/2	100	1	260.0	0.113
LH	1/2	150	1.5	165.0	0.169
LH	1/2	175	1.75	115.0	0.198
LH	1/2	200	2	120.0	0.229
LH	1/2	300	3	70.0	0.339
LXH	7/8	075	3/4	Contact Jason	0.187
LXH	7/8	100	1	Contact Jason	0.250

Other widths available upon request. Minimum order 50 ft.
Lengths cut-to-order - 10% additional

Single Sided Open-End HTB* Belts*				
Belt Type	Pitch (mm)	Width (mm)	Max. Roll Length (ft.)	Lbs. per ft.
L8M	8	10.0	720.0	0.04
L8M	8	12.5	595.0	0.05
L8M	8	15.0	470.0	0.06
L8M	8	20.0	345.0	0.09
L8M	8	25.0	270.0	0.11
L8M	8	30.0	220.0	0.12
L8M	8	40.0	160.0	0.16
L8M	8	50.0	120.0	0.21
L8M	8	75.0	95.0	0.30
L8M	8	80.0	67.0	0.32
L8M	8	85.0	60.0	0.36
L14M	14	40.0	155.0	0.26
L14M	14	55.0	105.0	0.36
L14M	14	85.0	55.0	0.55

Other widths available upon request. Minimum order 50 ft.
Lengths cut-to-order - 10% additional
L5M (5mm pitch) also available upon request

*Spliced belts available on special order. Special constructions and backings also available.

Double Sided Belt Type	Pitch	Double Sided - Width Codes - Standard Widths - Roll Lengths											
		Width	Roll Length (ft.)	Width	Roll Length (ft.)	Width	Roll Length (ft.)	Width	Roll Length (ft.)	Width	Roll Length (ft.)		
DLL	3/8	0.50	265.0	0.75	170.0	100	125.0	-	-	-	-	-	-
DLH	1/2	0.50	455.0	0.75	295.0	100	215.0	150	135.0	200	95.0	-	-
DL8M	8mm	15mm	470.0	20mm	345.0	25mm	270.0	30mm	220.0	50mm	120.0	85mm	60.0

Width of up to 8" available in H and 8mm pitch for lengths up to 300 ft.

SYNCHRONOUS BELTS



Synchronous Belt - Made To Order Belt Information

RUBBER SPECIAL CONSTRUCTIONS

XL, L, H, XH, 3M, 5M, 8M, 14M - Contact Jason/Megadyne for Length Availability

Many specials are available from stock. Made to order items are generally available within 3 weeks.

Non-Marking Chloroprene - Non-marking chloroprene stock compounds are specially formulated for packaging, bottling and applications requiring belts to leave no imprint on surfaces. Available in the following compounds:

- Pink (70 Duro) ● *White (40 Duro) ● Black (50 Duro)
- Gray (*50 and 65 Duro) ● *Yellow (40 Duro) ● **Blue FDA (65 Duro)

*Non-Marking Chloroprene compounds are Dual-Durometer Constructions and require a Black 70 Durometer Chloroprene underply

**Does not imply that belts made from Blue FDA are FDA approved. Reference to FDA means raw materials used to produce the compound comply with US Code of Federal Regulations Title 21, Part 177.2600


Non-Marking Latex - Formulated for extremely high coefficient of friction. Ideal for conveying and incline applications.

- Available in: ● Red (40 Duro) ● Yellow (40 Duro) ● Black (60 Duro)

All Latex Compounds are Non-Marking

All Latex compounds are Dual-Durometer Constructions and require a Black 70 Durometer Chloroprene underply.

Anti-Static Compound - Black (70 Duro) - For use in applications where static build-up and discharge could damage electrical components.



EXTRA BACKING

- Additional thickness of standard Black (70 Duro) chloroprene compound
- Also used as foundation for secondary shaping and machining of belt back
- Available with any of the above compounds
- Usually limited to 1/2" overall thickness - All Pitches

Each of the above special constructions are fully-molded, not glued-on layers.

Dual-Durometer Constructions cannot be made to the standard belt thickness; they must have a minimum of 1/16" extra backing.

Special Widths (Standard constructions only) - Non-standard and full sleeve widths are available from stock! No minimum quantity.

TENSILE MEMBERS - Fiberglass cord with alternate S&Z twist is standard. For right or left hand tracking, specify S-twist or Z-twist.

MADE TO ORDER PRICING - RUBBER SYNCHRONOUS/TIMING BELT CONSTRUCTIONS

FEATURE	MINIMUM ORDER QUANTITY
Non-Standard Compounds	1 Sleeve
Extra Backing to 1/8"	1 Sleeve
Extra Backing to 1/4"	1 Sleeve
Extra Backing to 3/8"	1 Sleeve
Class 1 Grind Thickness ± .005	1 Sleeve
Special Tensile Member Twist - S or Z	1 Sleeve
Special Tensile Members or Compounds - Consult Jason	


1. To avoid pyramiding of cost, calculate each additional charge on List Price.
2. Sleeve widths are 38" up to 50" pitch length, and 20" width above 50" pitch length.

Note: We will ship and invoice less than full sleeve quantities in the event of quality control rejects.

Consult Jason/Megadyne customer service for pricing.



POLYURETHANE MEGAPOWER®



Megapower® Polyurethane Endless Timing Belts (Thermoset)

Megapower® timing belts are manufactured by a unique thermoset molding process.

The high-grade polyurethane gives excellent abrasion and tooth shear resistance, combined with a variety of high-grade steel cords, ensuring high-tensile strength. The result is a timing belt with excellent dimensional stability. Megapower® molded timing belts are manufactured to a tight tolerance range, which assures consistent length, width and thickness.

The combination of these factors result in Megapower® performing to the highest physical and chemical levels.

NOTE: Specially requested compounds and cords must be tested and approved on the application and must be approved by the requester.

Megapower® polyurethane belts are suitable for high-power, precision motion and control even in high-speed applications.

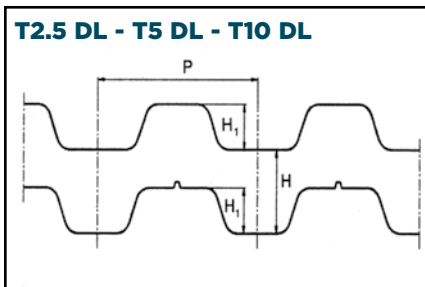
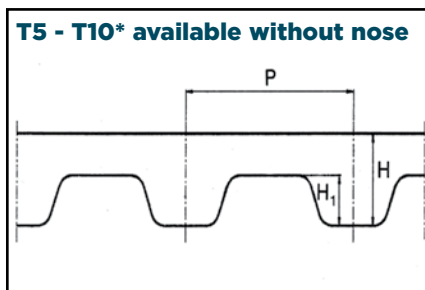
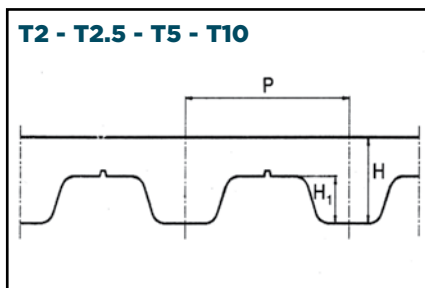

Mechanical Features:

- Consistent dimensional stability
- Low pre-tension
- Low noise
- High abrasion resistance
- Low maintenance
- High flexibility
- Linear speeds up to 80 m/second (over 15,000 ft./min.)

Chemical Features:

- Good resistance to aging, hydrolisis, UVA rays & ozone
- Working temperature: -13°F to +176°F (up to +230°F for short periods)
- High resistance to oils, fats and greases
- Good resistance to most acids and Alkalis

Megapower® polyurethane belts perform especially well on light synchronized and stepped drives, in office automation and domestic appliance applications.



POLYURETHANE MEGAPOWER®



POLYURETHANE

We can cut any Megapower Belt width up to 300mm

T2.5 Std. width (mm)
4/6/8/10/12

T5 Std. width (mm)
6/8/10/12/16/20/25

T10 Std. width (mm)
10/12/16/20/25/32/ 50/75

T2.5 DL Std. width (mm)
4/6/8/10/12

T2.5	
Code	Pitch Length (mm)
120	120.0
145	145.0
160	160.0
177.5	177.5
180	180.0
182.5	182.5
200	200.0
230	230.0
245	245.0
265	265.0
285	285.0
290	290.0
305	305.0
317.5	317.5
330	330.0
380	380.0
420	420.0
480	480.0
500	500.0
540	540.0
600	600.0
620	620.0
650	650.0
680	680.0
700	700.0
780	780.0
880	880.0
915	915.0
950	950.0
1185	1185.0
P	2.5mm
H	1.3mm
H _i	0.7mm

T5	
Code	Pitch Length (mm)
120	120.0
150	150.0
165	165.0
180	180.0
185	185.0
200	200.0
210	210.0
215	215.0
220	220.0
225	225.0
245	245.0
250	250.0
255	255.0
260	260.0
270	270.0
275	275.0
280	280.0
295	295.0
305	305.0
330	330.0
340	340.0
350	350.0
355	355.0
365	365.0
390	390.0
400	400.0
410	410.0
420	420.0
425	425.0
440	440.0
445	445.0
450	450.0
455	455.0
460	460.0
475	475.0
480	480.0
500	500.0
510	510.0
515*	515.0*
525	525.0
545	545.0
550	550.0
560	560.0
560*	560.0*
575	575.0
590	590.0
610	610.0
620	620.0
630	630.0
640	640.0
650	650.0
660	660.0
675	675.0
690	690.0
700	700.0
720	720.0
725	725.0
750	750.0
765	765.0
780	780.0
800	800.0
815	815.0
830	830.0
840	840.0
850	850.0
860	860.0
885	885.0
900	900.0
940	940.0
990	990.0
1075	1075.0
1100	1100.0
1160	1160.0
1200	1200.0
1215	1215.0
1275	1275.0
1280	1280.0
1315	1315.0
1355	1355.0
1380	1380.0
1440	1440.0
1470	1470.0
1500	1500.0
1580	1580.0
1955	1955.0

T5	
Code	Pitch Length (mm)
260	260.0
340	340.0
370	370.0
390	390.0
400	400.0
410	410.0
440	440.0
450	450.0
480	480.0
500	500.0
530	530.0
550	550.0
560	560.0
600	600.0
600*	600.0*
610	610.0
630	630.0
630*	630.0*
650	650.0
660	660.0
680	680.0
690	690.0
700	700.0
720	720.0
720*	720.0*
730	730.0
750	750.0
780	780.0
800*	800.0*
810	810.0
840	840.0
850	850.0
880	880.0
890	890.0
900	900.0
900*	900.0*
910	910.0
920	920.0
920*	920.0*
950	950.0
960	960.0
970	970.0
980	980.0
1010	1010.0
1080	1080.0
1100	1100.0
1110	1110.0
1140	1140.0
1150	1150.0
1200	1200.0
1210	1210.0
1240	1240.0
1250	1250.0
1300	1300.0
1320	1320.0
1350	1350.0
1390	1390.0
1400	1400.0
1420	1420.0
1440	1440.0
1450	1450.0
1460	1460.0
1500	1500.0
1560	1560.0
1610	1610.0
1700	1700.0
1750	1750.0
1780	1780.0
1880	1880.0
1960	1960.0
2250	2250.0
P	5mm
H	2.2mm
H _i	1.2mm

T2.5 DL	
Code	Pitch Length (mm)
457.5 DL	457.5
P	2.5mm
H	1.3mm
H _i	0.7mm

T5 DL Std. width (mm)
6/8/10/12/16/20/25

T5 DL	
Code	Pitch Length (mm)
410 DL	410.0
460 DL	460.0
590 DL	590.0
620 DL	620.0
685 DL	685.0
750 DL	750.0
815 DL	815.0
840 DL	840.0
860 DL	860.0
940 DL	940.0
1100 DL	1100.0
P	5mm
H	2.2mm
H _i	1.2mm

T10 DL Std. width (mm)
10/12/16/20/ 25/32/50/75

T10 DL	
Code	Pitch Length (mm)
260 DL	260.0
530 DL	530.0
630 DL	630.0
660 DL	660.0
720 DL	720.0
840 DL	840.0
920 DL	920.0
980 DL	980.0
1100 DL	1100.0
1210 DL	1210.0
1240 DL	1240.0
1250 DL	1250.0
1320 DL	1320.0
1350 DL	1350.0
1420 DL	1420.0
1610 DL	1610.0
1880 DL	1880.0
P	10mm
H	4.5mm
H _i	2.5mm

T2 Std. width (mm)
4/6/8/10/12

T2	
Code	Pitch Length (mm)
180	180
200	200
288	288
P	2mm
H	1.1mm
H _i	0.5mm

T5	
Code	Pitch Length (mm)
P	5mm
H	2.2mm
H _i	1.2mm




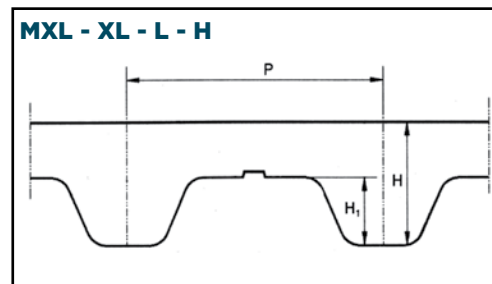
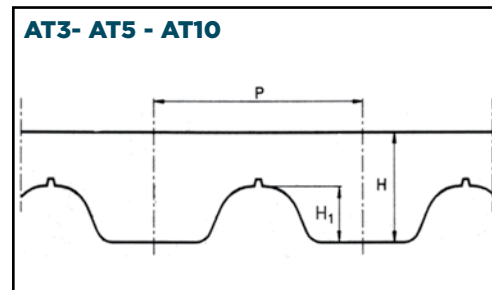
POLYURETHANE MEGAPOWER®

We can cut any Megapower Belt width up to 300mm

AT5 Std. width (mm)	AT10 Std. width (mm)	MXL Std. width (mm)	XL Std. width (mm)	L Std. width (mm)	H Std. width (mm)
6/8/10/12/16/20/25	10/12/16/20/25/32/50/75	3.2/4.8/6.4	6.4/7.9/9.4	12.7/19.1/25.4	19.1/25.4/38.1/50.8/76.2

AT5		AT10		MXL		XL		L		H	
Code	Pitch Length (mm)	Code	Pitch Length (mm)	Code	Pitch Length (mm)	Code	Pitch Length (mm)	Code	Pitch Length (mm)	Code	Pitch Length (mm)
225	225.0	370	370.0	80055	111.7	60	152.4	86	218.6	230	584.2
255	255.0	500	500.0	80057	115.8	70	177.8	124	314.3	240	609.6
275	275.0	560	560.0	80060	121.9	76	193.0	150	381.0	270	685.8
280	280.0	580	580.0	80070	142.2	80	203.2	173	438.1	300	762.0
300	300.0	600	600.0	80072	146.3	90	228.6	187	476.2	330	838.2
330	330.0	610	610.0	80075	152.4	100	254.0	202	514.4	360	914.4
340	340.0	660	660.0	80076	154.4	110	269.4	210	533.4	390	990.6
375	375.0	700	700.0	80079	160.5	120	304.8	225	571.5	420	1066.8
390	390.0	730	730.0	80080	162.5	130	330.2	240	609.6	450	1143.0
420	420.0	780	780.0	80082	166.6	134	340.3	255	647.7	480	1219.2
450	450.0	800	800.0	80088	178.8	140	355.6	270	685.8	510	1295.4
455	455.0	810	810.0	80091	184.9	150	381.0	285	723.9	P	12.7mm
480	480.0	840	840.0	80092	186.9	160	406.4	300	762.0	H	4.3mm
500	500.0	880	880.0	80096	195.1	170	431.8	322	817.9	H _i	2.29mm
525	525.0	890	890.0	80101	205.2	180	457.2	345	876.3		
545	545.0	920	920.0	80102	207.2	190	482.6	367	933.4		
600	600.0	960	960.0	80103	209.2	194	492.7	390	990.6		
610	610.0	980	980.0	80105	213.3	200	508.0	420	1066.8		
630	630.0	1000	1000.0	80110	223.5	210	533.4	450	1143.0		
660	660.0	1010	1010.0	80114	231.6	220	558.8	480	1219.2		
670	670.0	1050	1050.0	80118	239.7	230	584.2	510	1295.4		
710	710.0	1080	1080.0	80120	243.8	240	609.6	540	1371.6		
720	720.0	1100	1100.0	80130	264.1	250	635.0	570	1447.8		
750	750.0	1150	1150.0	80132	268.2	260	660.4	600	1524.0		
780	780.0	1200	1200.0	80135	274.3	270	685.8	P	9.525mm		
825	825.0	1210	1210.0	80140	284.4	288	731.5	H	3.6mm		
860	860.0	1220	1220.0	80145	294.6	290	736.6	H _i	1.9mm		
975	975.0	1230	1230.0	80150	304.8	300	762.0				
1050	1050.0	1240	1240.0	80155	314.9	356	904.2				
1125	1125.0	1250	1250.0	80175	355.6	414	1051.5				
1500	1500.0	1280	1280.0	80190	386.5	450	1143.0				
2000	2000.0	1300	1300.0	80200	406.8	566	1437.6				
P	5mm	1320	1320.0	80221	449.1						
H	2.7mm	1350	1350.0	80256	520.1						
H _i	1.2mm	1360	1360.0	80280	568.9						
		1400	1400.0	80285	579.1						
		1420	1420.0	80308	625.8						
		1480	1480.0	80332	674.6						
		1500	1500.0	80352	715.2						
		1600	1600.0	80360	731.5						
		1630	1630.0	80395	802.6						
		1700	1700.0	80405	822.9						
		1720	1720.0	80412	837.1						
		1800	1800.0	80432	877.8						
		1860	1860.0	80454	922.5						
		1940	1940.0	80485	985.5						
		P	10mm	P	2.032mm						
		H	4.5mm	H	1.2mm						
		H _i	2.5mm	H _i	0.51mm						

AT3	
Code	Pitch Length (mm)
351	351
P	3mm
H	1.9mm
H _i	1.1mm



POLYURETHANE MEGALINEAR®



Megalinear® Polyurethane Open-End Belts (Thermoplastic)

Megalinear® open-end timing belts are manufactured in thermoplastic polyurethane, giving superior wear and abrasion resistance. Various grades of steel cords offer good running characteristics, even with high-torque loads.




Manufactured to tight tolerances, Megalinear® delivers reliability and excellent dimensional stability. The addition of a nylon fabric on the tooth and/or the back of the belt, offering extra protection against abrasive or heavy products.

Megalinear® offers the following features:

Mechanical Features:

- Consistent dimensional stability
- Low pre-tension
- Low noise
- High abrasion resistance
- Low maintenance
- High flexibility
- Linear speeds up to 80 m/second (over 15,000 ft./min.)
- High precision linear positioning



Chemical Features:

- Good resistance to aging, hydrolysis, UVA rays & ozone
- Working temperature: -13°F to + 176°F (up to +230°F for short periods)
- High resistance to oils, fats and greases
- Good resistance to most acids and Alkalis
- Compatible for fabrication with other thermoplastic materials.

Megalinear® can be supplied as open-end rolls, or as endless spliced belts.

Open Length Belts

These are manufactured as continuous lengths, with the reinforcement in a parallel configuration. Standard roll lengths are 50 or 100 meters. Other lengths available upon request.

Megalinear® open-end belts are normally used in linear motion drives.

Endless Spliced Belts

By splicing, using the thermoplastic properties of the open-end belt, endless belts can be produced to any length by welding. The finished splice is resistant to fatigue from flexing and tension due to the unique symmetrical Vee shaped pattern of the splice.

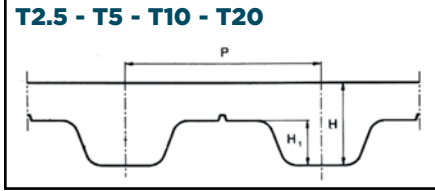
Endless spliced belts are suitable for conveying applications, particularly when indexing and/or positive drive is required. Supplementary application of cleats, profiles, fabrics and backings is possible to suit specific applications.

Megalinear® is also available with alternative reinforcement cords, such as Kevlar® (K), High Flex (HF), High Performance (HP) and High Performance Flex (HPF).

See pages 56 and 57 for our full line of Megalinear® open-end timing belts.



POLYURETHANE MEGALINEAR®

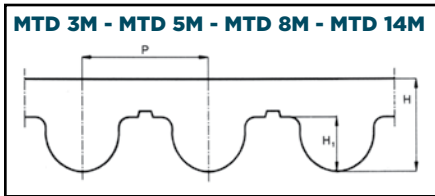
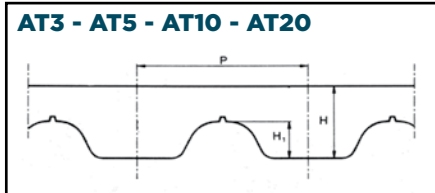


MTD 3M Std. width (mm)	
10.0	
20.0	
25.0	
50.0	
P 3mm	
H 2.2mm	
Hi 1.13mm	

MTD 5M Std. width (mm)	
10.0	
15.0	
25.0	
50.0	
P 5mm	
H 3.6mm	
Hi 2.1mm	

MTD 8M Std. width (mm)	
10.0	
15.0	
20.0	
30.0	
50.0	
85.0	
100.0	
P 8mm	
H 5.6mm	
Hi 3.4mm	

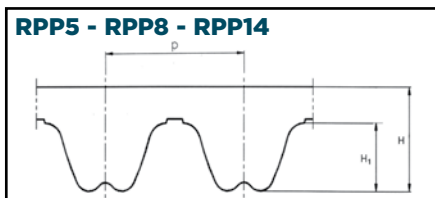
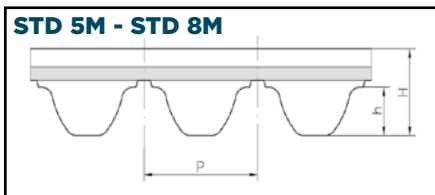
MTD 14M Std. width (mm)	
25.0	
40.0	
55.0	
85.0	
100.0	
115.0	
P 14mm	
H 10mm	
Hi 6.1mm	



RPP5 Std. width (mm)	
10.0	
15.0	
25.0	
30.0	
50.0	
P 5mm	
H 3.8mm	
Hi 2mm	

RPP8 Std. width (mm)	
10.0	
15.0	
20.0	
30.0	
50.0	
85.0	
100.0	
P 8mm	
H 5.4mm	
Hi 3.2mm	

RPP14 Std. width (mm)	
40.0	
55.0	
85.0	
115.0	
150.0	
P 14mm	
H 10mm	
Hi 6mm	

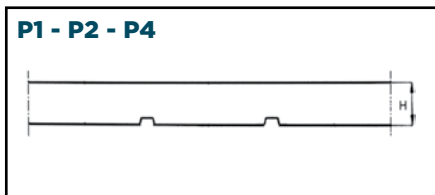
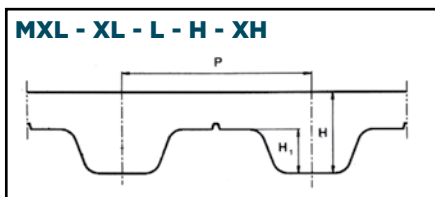


TG5 K6 Std. width (mm)	
25.0	
32.0	
50.0	
P 5mm	
H 2.2mm	
Hi 1.2mm	
B 6mm	
h 4mm	

TG10 K6 Std. width (mm)	
50.0	
P 10mm	
H 4.5mm	
Hi 2.5mm	
B 6mm	
h 3.3mm	

TG10 K13 Std. width (mm)	
25.0	
32.0	
50.0	
75.0	
100.0	
P 10mm	
H 4.5mm	
Hi 2.5mm	
B 13mm	
h 6.5mm	

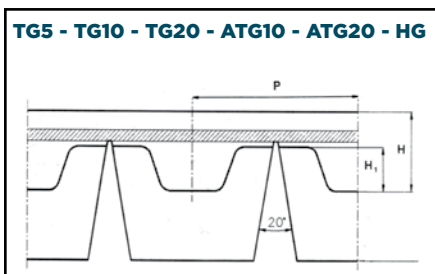
TG20 K13 Std. width (mm)	
50.0	
75.0	
100.0	
P 20mm	
H 8mm	
Hi 5mm	
B 13mm	
h 5.5mm	



ATG10 K13 Std. width (mm)	
25.0	
32.0	
50.0	
75.0	
100.0	
150.0	
P 10mm	
H 4.5mm	
Hi 2.5mm	
B 13mm	
h 7mm	

ATG20 K13 Std. width (mm)	
75.0	
150.0	
P 20mm	
H 8mm	
Hi 5mm	
B 13mm	
h 6.4mm	

HG K13 Std. width (in)	
1.50	
2.00	
3.00	
4.00	
P 12.7mm	
H 4.3mm	
Hi 2.29mm	
B 13mm	
h 6.29mm	




POLYURETHANE MEGALINEAR®




.080" Pitch		1/5" Pitch		3/8" Pitch		1/2" Pitch		1/2" Pitch		7/8" Pitch	
MXL Std. width (in)		XL Std. width (in)		L Std. width (in)		H Std. width (in)		H* Std. width (in)		XH Std. width (in)	
0.17 0.37 0.50		0.25 0.37 0.50 0.75 1.00 1.50 2.00		0.37 0.50 0.75 1.00 1.50 2.00 4.00		0.50 0.75 1.00 1.50 2.00 3.00 4.00 6.00		8.00 200.00		1.00 1.50 2.00 3.00 4.00 6.00	
P	2.03mm	P	5.08mm	P	9.525mm	P	12.7mm	P	12.7mm	P	22.225mm
H	1.2mm	H	2.3mm	H	3.6mm	H	4.3mm	H	4.3mm	H	11.2mm
H _i	0.51mm	H _i	1.27mm	H _i	1.90mm	H _i	2.29mm	H _i	2.29mm	H _i	6.35mm

T2.5 Std. width (mm)		T5 Std. width (mm)		T10 Std. width (mm)		T10* Std. width (mm)		T20 Std. width (mm)	
10.0 16.0 20.0		6.0 10.0 16.0 25.0 32.0 50.0 75.0 100.0		12.0 16.0 25.0 32.0 50.0 75.0 100.0 150.0		200.0 250.0 300.0 400.0 450.0 500.0		25.0 32.0 50.0 75.0 100.0 150.0	
P	2.5mm	P	5mm	P	10mm	P	10mm	P	20mm
H	1.3mm	H	2.2mm	H	4.5mm	H	4.5mm	H	8mm
H _i	0.7mm	H _i	1.2mm	H _i	2.5mm	H _i	2.5mm	H _i	5mm

AT3 Std. width (mm)		AT5 Std. width (mm)		AT10 Std. width (mm)		AT20 Std. width (mm)	
10.0 20.0 25.0 50.0		6.0 10.0 16.0 25.0 32.0 50.0 75.0 100.0		16.0 25.0 32.0 50.0 75.0 100.0 150.0		25.0 32.0 50.0 75.0 100.0 150.0 200.0	
P	3mm	P	5mm	P	10mm	P	20mm
H	1.9mm	H	2.7mm	H	4.5mm	H	8mm
H _i	1.1mm	H _i	1.2mm	H _i	2.5mm	H _i	5mm



STD 5M Std. width (mm)		STD 8M Std. width (mm)	
10.0 15.0 25.0 50.0		10.0 12.0 15.0 20.0 30.0 50.0 85.0	
P	5mm	P	8mm
H	3.4mm	H	5.1mm
H _i	1.91mm	H _i	3.05mm




P1 Std. width (mm)		P2 Std. width (mm)		P4 Std. width (mm)	
10.0 20.0		25.0 50.0 75.0 100.0		25.0 50.0 100.0	
H	1mm	H	2mm	H	4mm

*Only with Kevlar cords and reduced number of cords



POLYURETHANE MEGAFLEX®

Megaflex® Polyurethane Truly Endless Timing Belts (Thermoplastic)



Megaflex® timing belts are manufactured in thermoplastic polyurethane with continuous spiral steel cords.

This type of belt, developed by our Research & Development, offers good running characteristics and high-torque loads.

They are especially suited for power transmission and conveying with high loads and high speeds (up to 10,000 RPM).

The addition of a nylon fabric on the teeth during production enhances the running properties for specific applications and reduces noise.

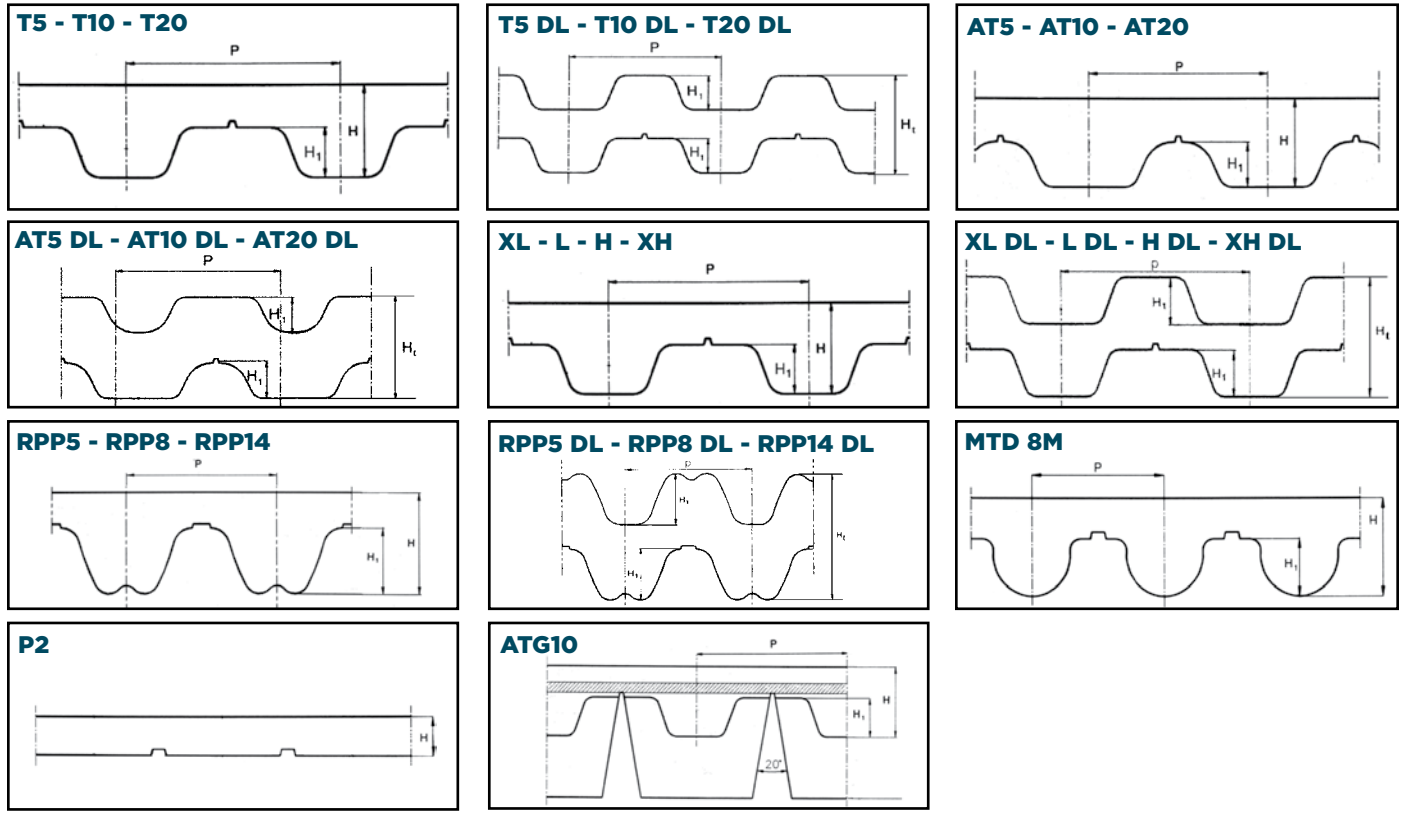

An extra thickness of special backing is also possible on the back of the belt, offering extra protection against abrasive or heavy products. Megaflex belts are truly endless, enabling them to deliver exceptional performance.

Megaflex® timing belts are available from 1.5 up to 22.7 meters (4.9 to 74.4 ft.) in length.

Special Constructions

- High flex cords
- (NFT) nylon fabric on the teeth (available from 1.9 meter/6.2 ft. and up)
- Custom milling, grinding and drilling to specification
- Additional continuous backing on the back of the belt in:
 - PU 85 ShA
 - Tenax 50 ShA
 - Linatex 40 ShA
 - Yellow PUR 60 ShA
 - Gray PUR 60 ShA
 - Neoprene rubber 70 ShA

Other hardnesses available upon request.




POLYURETHANE MEGAFLEX®



P2 Std. width (mm)	
25.0	
50.0	
75.0	
100.0	
150.0	
P	2.0mm

ATG10 K13 Std. width (mm)	
10.0	
16.0	
25.0	
32.0	
50.0	
75.0	
100.0	
150.0	
P	10mm
H	4.5mm
H _i	2.5mm
B	13mm
h	6.4mm

MTD 8M Std. width (mm)	
10.0	
16.0	
25.0	
32.0	
50.0	
75.0	
100.0	
150.0	
P	8mm
H	5.6mm
H _i	3.4mm



T5/T5DL Std. width (mm)	
10.0	
16.0	
25.0	
32.0	
50.0	
75.0	
100.0	
150.0	
P	5mm
H	2.2mm
H _i	1.2mm
H _t	3.4mm

T10/T10DL Std. width (mm)	
10.0	
16.0	
25.0	
32.0	
50.0	
75.0	
100.0	
150.0	
P	10mm
H	4.5mm
H _i	2.5mm
H _t	7mm

T20/T20DL Std. width (mm)	
10.0	
16.0	
25.0	
32.0	
50.0	
75.0	
100.0	
150.0	
P	20mm
H	8mm
H _i	5mm
H _t	13mm

AT5/AT5DL Std. width (mm)	
10.0	
16.0	
25.0	
32.0	
50.0	
75.0	
100.0	
150.0	
P	5mm
H	2.7mm
H _i	1.2mm
H _t	3.9mm

AT10/AT10DL Std. width (mm)	
10.0	
16.0	
25.0	
32.0	
50.0	
75.0	
100.0	
150.0	
P	10mm
H	4.5mm
H _i	2.5mm
H _t	7mm

AT20/AT20DL Std. width (mm)	
10.0	
16.0	
25.0	
32.0	
50.0	
75.0	
100.0	
150.0	
P	20mm
H	8mm
H _i	5mm
H _t	13mm

RPP5/RPP5DL Std. width (mm)	
10.0	
15.0	
20.0	
25.0	
50.0	
85.0	
100.0	
150.0	
P	5mm
H	3.8mm
H _i	2mm
H _t	5.2mm

RPP8/RPP8DL Std. width (mm)	
10.0	
15.0	
20.0	
25.0	
50.0	
85.0	
100.0	
150.0	
P	8mm
H	5.4mm
H _i	3.2mm
H _t	7.8mm

RPP14/RPP14DL Std. width (mm)	
10.0	
15.0	
20.0	
25.0	
50.0	
85.0	
100.0	
150.0	
P	8mm
H	5.4mm
H _i	3.2mm
H _t	7.8mm

XL/XLDL Std. width (mm)	
12.7	
19.1	
25.4	
38.1	
50.8	
76.2	
101.6	
152.4	
P	5.08mm
H	2.3mm
H _i	1.27mm
H _t	3.05mm

L/LDL Std. width (mm)	
12.7	
19.1	
25.4	
38.1	
50.8	
76.2	
101.6	
152.4	
P	9.525mm
H	3.6mm
H _i	1.9mm
H _t	4.58mm

H/HDL Std. width (mm)	
12.7	
19.1	
25.4	
38.1	
50.8	
76.2	
101.6	
152.4	
P	12.7mm
H	4.3mm
H _i	2.29mm
H _t	5.95mm

XH/XHDL Std. width (mm)	
12.7	
19.1	
25.4	
38.1	
50.8	
76.2	
101.6	
152.4	
P	22.225mm
H	11.2mm
H _i	6.35mm
H _t	15.49mm



POWERING GLOBAL INDUSTRY





POLYURETHANE

Special Backings, Fabrics, Profiles, Pitches, Widths

All special belts can be manufactured in a standard or special construction, according to customer specific requirements.

Jason/Megadyne Urethane belts can be made with a variety of welded-on profiles to handle your specific application. These profiles can be used as indexers, actuators, carriers and pushers. They provide accuracy to assembly, packaging and inserting operations.


Custom profile designs are possible.




POLYURETHANE




Polyurethane Special Constructions




**GRAY
POLYURETHANE**



**YELLOW
POLYURETHANE**




TENAX RUBBER




LINATEX RUBBER



POLYURETHANE



**BELTS WITH
MOLDED CLEATS**



**Example of belts
with cleats welded on the
back. many different types of
cleats are available.**



NEOPRENE RUBBER




**BELTS WITH
WELDED CLEATS**



PVC



SILICONE




HONEYCOMB



POLYURETHANE MEGARIB®

Megarib® Polyurethane Endless Multi-Rib V-Belts (Thermoset)

Megarib® belts are manufactured in polyurethane with high-tension cords, which combine the high flexibility of flat belts with the power transmission capability of V-belts.




Mechanical Features:

- Dimensional stability
- High flexibility
- Can be used with small pulley diameters
- High speeds
- Excellent oil, water and ozone resistance

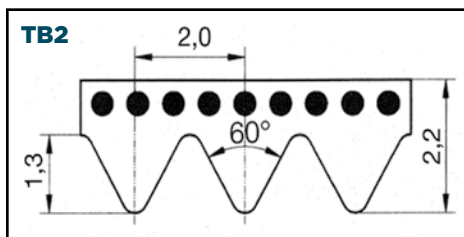
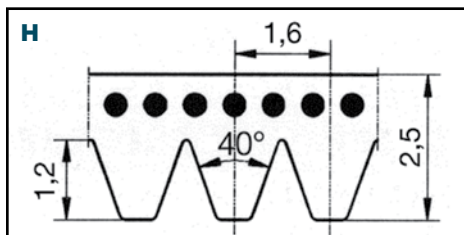
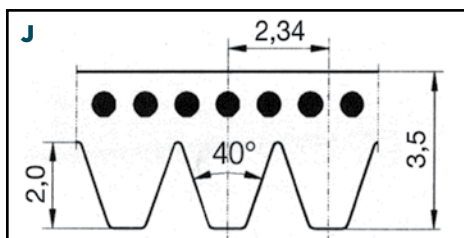
Main Applications:

- Food processors
- Grass cutting equipment
- Electrical household appliances
- Washing machines
- Electrical tools
- Woodworking equipment
- Domestic power tools
- High precision linear positioning



On request, special elastic Megarib belts can be manufactured in polyurethane with a semi-elastic tension member. They can be fitted on fixed center drives, reducing noise and vibrations. The absence of a tensioning mechanism offers additional cost savings.

Standard Megarib belts are available in a wide variety of rib pitches and lengths (see below).



J Standard Length	
(mm)	(inches)
220	87.0
271	107.0
275	108.0
278	110.0
283	114.0
304	120.0
330	130.0
345	135.0
356	140.0
381	150.0
392	154.0
406	160.0
431	170.0
444	175.0
457	180.0
483	190.0
508	200.0
558	220.0
610	240.0
660	260.0
681	268.0
711	280.0
762	300.0
864	340.0
914	360.0
953	376.0
1010	398.0
1086	428.0
1120	440.0
1163	458.0
1202	474.0
1239	488.0
1268	500.0
1397	590.0

H Standard Length
(mm)
178
217
223
227
229
295
330
340
375
389
400
485
507
588
602
609
650
768
935
1000
1086
1120
1163
1203
1240
1775
1976

TB2 Standard Length
(mm)
156
170
200
220
231
248
266
295
310
327
330
345
360
380
390
400
430
480
510
526
535
598
630
660
675
725
770
1186

POLYURETHANE MEGABLU



Megablue Food Grade Positive Drive Belts

Megablue is specifically created to give a good alternative to the classical plastic modular belt for the food processing industry.

With its smooth surface, Megablue guarantees superior hygiene levels and, at the same time, works like a positive drive modular plastic belt.

Thanks to the tooth shape and pitch, Megablue works with the same sprockets of modular plastic belts and is a good alternative where an extreme cleanability is needed. This belt helps saving water and time usually dedicated to the cleansing of a classical modular plastic belt.

Megablue is FDA/USDA/USDA Dairy Approved and is also the ideal combination of the benefits of a classical smooth conveyor with the mechanical and chemical advantages of a plastic modular belt.




Main Features:

- Suitable to replace most of the 1" and 2" plastic modular belts.
- Available with Kevlar® tension member where the application requires high tensile strength and low elongation.
- Blue FDA-approved Polyurethane water and chemical resistant.
- Perfectly sealed edges to avoid the contact of external agents with Kevlar® cords in case they are present (for MB 10K).
- Flat and smooth back surface to help the clean-in-place process and to avoid bacteria deposit.
- FDA/USDA approved for wet food contact and transportation (meat and poultry).


Applications:

The Megablue product line was conceived keeping in mind the specific requirements of the food processing industry in a wide variety of sectors such as (but not limited to):

- Bakery
- Meat, poultry & seafood
- Beverage
- Fruits & vegetables



FASTENING OPTIONS



FINGER JOINT

The "Finger Joint" factory weld assures high break resistance, thanks to the improved length of the surface of contact and the overlap of tension members where present.



PLASTIC RIVET JOINT

The "Plastic Rivet" joint is ideal in those applications where the belt needs to be constantly assembled and disassembled to be cleaned and rinsed.

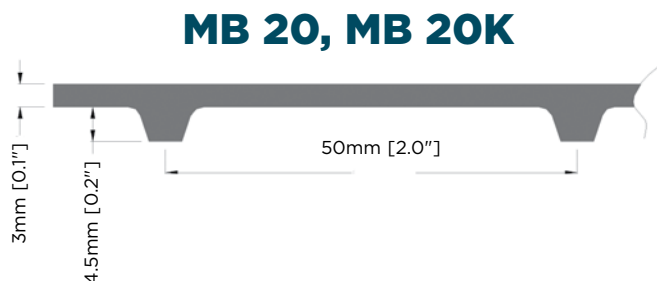
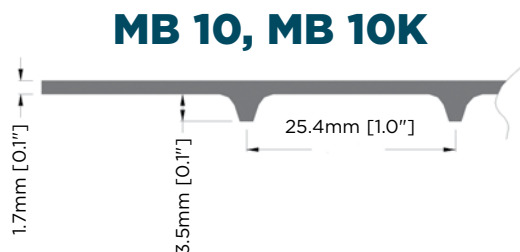
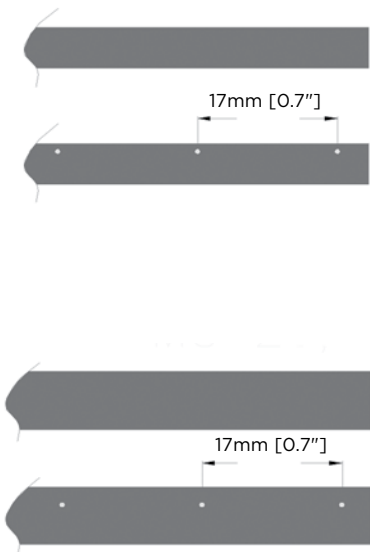


METAL STAPLES JOINT

All of the advantages of a system that can be assembled and disassembled, linked with the strength of metal staples. Stainless steel avoids any deposit of rust caused by the continuous contact of the belt with water.



POLYURETHANE MEGABLU



FDA APPROVED FOR FOOD CONTACT

		MB 10		MB 20	
		Normal version	Kevlar® version	Normal version	Kevlar® version
Nominal Pitch	mm inches	25.4 1"		50 2"	
Belt maximum allowable tension	N/25, 4mm of width	200	220	200	220
Belt max, allowable tension with finger joint		See "Fastening Options" on the previous page			
Belt max, allowable tension with Alligator® stainless rivets system					
Belt max, allowable tension with Alligator® plastic rivets system					
Belt weight	g/cm(W)/m(L) lbs./inch(W)/ft(L)	30 0.048		60 0.099	
Min. diameter of the pulley	mm inches	50.8 2		95 3.74	
Hardness	Shore A	95			
Service Temperature range	°C °F	-25°C -13°F		+70°C +158°F	
Standard color		Blue			
Min. length factory welded belt	mm inches	1200 for 530mm wide belt 47.25 for 530mm wide belt			
Standard roll length	meters feet	100 328		100 328	
Standard tension member pitch	mm inches	-- --	17 0.67	-- --	17 0.67
Maximum available width	mm inches	530 21		530 21	
Coefficient of friction on back side	PU vs. stainless steel PU vs. UHMWPE	0.69-0.86 0.17-0.30			
Coefficient of friction on teeth side	PU vs. stainless steel PU vs. UHMWPE	0.58-0.69 0.22-0.31			

Custom construction and rework upon request.

POLYURETHANE MEGAFLAT®




Megaflat® Polyurethane & Rubber Endless Flat Belts

Megaflat® belts are truly endless mandrel molded, available in both polyurethane or chloroprene rubber with either polyester, Kevlar® or cotton reinforcements. Standard sleeves are available 330 mm wide.

Main Features:

- High flexibility
- Can be used with small pulley diameters
- Dimensional accuracy
- High speed
- Energy efficient
- Low noise and vibration
- Low maintenance
- Good chemical and ozone resistance
- High friction surface

MEGAFLAT belts are particularly suitable for both power transmission and conveying.




TENSILE REINFORCEMENT	P 0 No fabric	P 102 Elastic fabric/nylon	P 108 Polyester/cotton	P 110 Polyester fabric
INSTALLATION TENSION x cm WIDTH (N) ENDLESS	-	10.0	200.0	150.0
MIN. PULLEY DIA. (mm)	8.0	25.0	5.0	12.0
THICKNESS (mm)	0.9	1.8	0.8	1.0
STANDARD LENGTH (mm)	240/1200	240/2500	240/3850	240/3850
COATING MATERIAL	POLYURETHANE	POLYURETHANE	POLYURETHANE	POLYURETHANE
ANTI-STATIC	NO	POSSIBLE	POSSIBLE	POSSIBLE

TENSILE REINFORCEMENT	P 120 Polyester fabric	P 155 Kevlar/Polyester	S 110 Polyester fabric
INSTALLATION TENSION x cm WIDTH (N) ENDLESS	350.0	400.0	125.0
MIN. PULLEY DIA. (mm)	20.0	25.0	12.0
THICKNESS (mm)	1.5	2.0	1.0
STANDARD LENGTH (mm)	240/3850	240/3850	240/3850
COATING MATERIAL	POLYURETHANE	POLYURETHANE	SILICON
ANTI-STATIC	POSSIBLE	POSSIBLE	POSSIBLE

Megaflat Belts are made to order. Minimum order quantities will apply.



VAR (VEE & ROUND)



VAR (Vee and Round) Polyurethane Belting

VAR belting is manufactured from the finest quality materials available on the market and meets the highest standards of quality and durability.

- Easily welded
- Highly durable and resistant to wear, oils and chemicals
- Available in a wide range of colors and shore hardness

ROUND BELTING

Belt Diameter (Inch)	RO Orange (mm)	RO Orange Reinforced	RL Brown	RPN Green	RPS Green Reinforced	RM Red	RCW White
5/64	2.0 ‡	NA	NA	NS	NS	NA	NS
1/8	3.0	ST	NA	NS	NS	NA	ST
5/32	4.0	NA	NA	NS	NS	NA	ST
3/16	5.0	ST	NA	NS	ST	NA	ST
1/4	6.3	ST	NS	NS	NS	NA	ST
9/32	7.0	NA	NA	NA	NS	NS	NA
5/16	8.0	ST	NS	NS	ST	NS	NS
-	9.0	NA	NA	NA	NS	NS	NA
3/8	9.5	ST	NS	NS	NA	NA	ST
7/16	10.0	NA	NA	NA	ST	NS	NA
15/32	12.0	NA	NA	NA	NA	NS	NA
1/2	12.5	ST	NS	NS	NS	NA	ST
9/16	14.5	NS	NS	NA	NA	NA	NA
5/8	15.0	NS	NS	NS	NS	NS	ST
3/4	18.0	NS	NS	NS	NS	NS	NA

*500 ft. rolls ‡200 ft. rolls only +Special order

DUAL

Belt Type	Dual VO Orange
DVO-3L	NS
DVO-A	NS
DVOS-A	NS

Belt Type	Availability
RLC-3	NS
RLC-4	NS
RLC-5	NS
RLC-6.3	NS
RLC-9	NS
RLC-9.5	NS
RLC-12.5	NS
RLC-15	NS

VEE BELTING

Belt Type	Top Width (mm)	VO Orange	VOS Orange Reinforced	VOS-GT Orange Reinforced	VL Brown	VM Red
3L	10.0	Stock	NS	NA	Stock	Stock
A	13.0	Stock	NS	NA	Stock	NS
B	17.0	Stock	NS	NS	Stock	Stock
C	22.0	Stock	NA	NS	NS	Stock
D	32.0	NA	NA	NS	NS	NS
E	40.0	NA	NA	NA	NS	NS
-	20.0	NA	NA	NA	NA	NS
-	25.0	NA	NA	NA	NA	NS

RIDGETOP

Belt Type	Top Width (mm)	Ridgetop VLRT Brown	Ridgetop VMRT Red
A	13.0	NS	NS
B	17.0	NS	NS
C	22.0	NS	NS

V-BELTING WITH SUPER GRIP BACKING

Belt Type	Top Width (mm)	VO-SG Orange	VOS-SG Orange Reinforced	VL-SG Brown	VM-SG Red
3L	10.0	NS	NA	NS	NS
A	13.0	NS	NS	NS	NS
B	17.0	NS	NS	NS	NS
C	22.0	NS	NS	NS	NS
D	32.0	NA	NA	NS	NS
E	40.0	NA	NA	NS	NS

PRODUCT NOMENCLATURE

Type Code	Profiles/ Construction	Material
R	Round	L Brown
V	V	O Orange
RT	Ridgetop	PN Green
S	Reinforced	M Red
SG	Super Grip Backing	W White
GT	Groove Top	

Ex. VOS-A, V profile, orange, reinforced, A section

SPLICING KIT

Tool Kit	List Price
VAR-T100	Contact Jason Industrial for pricing and replacement parts

ST = Stock / NS = non-stock / NA = not available in this size
 All items are supplied in 100 ft. rolls except where noted.
 Part Numbers are as follows, Belt Type-size - Examples: VO-A-SG, RO-1/4, VO-A
 Pricing and specifications are subject to change without notice.

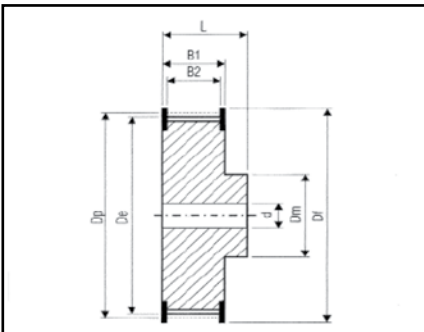

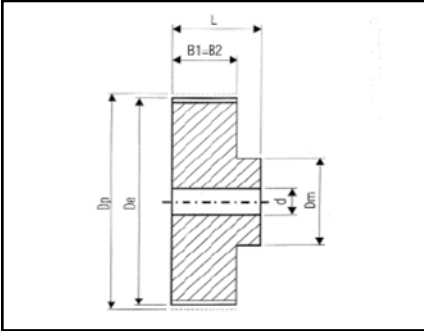

Material Color	Durometer (Shore A)	FDA Grade Material
Brown (L)	80	Yes
Orange (O)	83	Yes
Green (PN)	88	No
Red (M)	90	Yes
Beige	95	Yes
White (W)	100	Yes
Super Grip (SG)	60	No
Clear (C)	80	Yes

POLYURETHANE



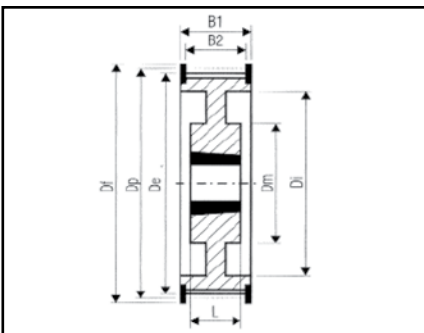
Pulleys, Clamping Plates & Bar Stock for Polyurethane Belting - Metric, Standard, RPP® & HTD®

Jason/Megadyne can supply complete drives and provide either standard pulleys, made in accordance to ISO spec, or customer specific requirements.



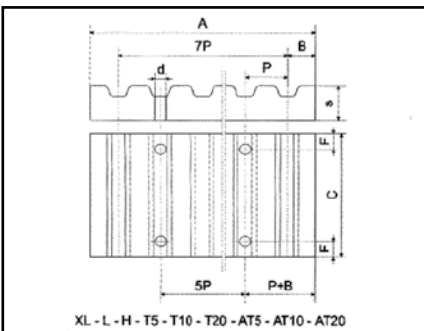
CLAMPING PLATES FOR STANDARD BELTS (in)

TYPE	F	d	B	A	S	C Belt Width (inch)								
						025	037	050	075	100	150	200	300	400
XL	6.0	5.5	3.5	42.5	8.0	25.5	28.5	32.0	38.0	48.0				
L	8.0	9.0	5.0	76.6	15.0		36.0	39.0	45.0	51.5	64.0	77.0		
H	10.0	11.0	9.0	106.9	22.0			45.0	51.0	57.5	70.0	83.0	108.0	134.0



CLAMPING PLATES FOR METRIC PITCH BELTS (mm)

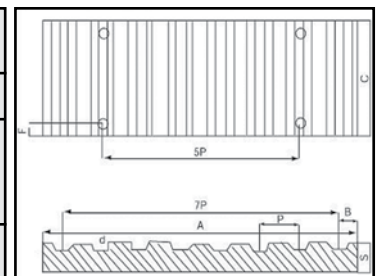
TYPE	F	d	B	A	S	C Belt Width (mm)							
						6	10	16	25	32	50	75	100
T5-AT5	6.0	5.5	3.2	41.8	8.0	25.0	29.0	35.0	44.0	51.0	61.0		
T10-AT10	8.0	9.0	5.0	80.0	15.0			41.0	50.0	57.0	75.0	100.0	125.0
T20-AT20	10.0	11.0	10.0	106.9	20.0				56.0	65.0	81.0	106.0	132.0



CLAMPING PLATES FOR HTD® PITCH BELTS (mm)

TYPE	F	d	B	A	S	C Belt Width (mm)									
						10	15	20	25	30	40	50	55	85	100
5m	6.0	5.5	3.2	41.8	8.0	28.0	34.0		44.0			61.0			
8m	8.0	9.0	5.0	66.0	15.0	35.0	40.0	45.0		55.0		75.0		110.0	125.0
14mm	10.0	11.0	9.0	116.0	22.0				56.0		71.0		86.0	116.0	132.0

Standard	MXL - XL - L - H - XH - XXH - HG
HTD®	3M - 5M - 8M - 14M
METRIC	T2.5 - T5 - T10 - T20 - AT3 - AT5 AT10 - AT20 - TG5 - TG10 - TG20 ATG10
RPP®	RPP5 - RPP8 - RPP14



Jason/Megadyne clamping plates have 8 teeth/grooves



GLOSSARY OF POLYURETHANE TERMS

AVAFC - Belt backing used for conveying abrasive materials, with high friction coefficient, very good resistance to oils and very good resistance to abrasion.

Backings - Some belts can be modified by adding a backing to achieve abrasion resistance, desired coefficient of friction, or to act as a cushion. Backings can also be ground to create pockets for product transfer as in vacuum applications.

Endless Joined - Generally, an open-end belt that has been joined to form an endless belt via a splice or joint.

FDA/Food Grade - Polyurethane material is generally acceptable for use in food applications, while rubber is not.

Finger Joint - Splicing technique for thermoplastic belts where ends of belt are cut in v-shaped "fingers," which mesh together and are melted or welded together to form an endless belt.

Mandrel Molded - Generally, a belt made on a round steel tool with continuously wound (spiral) cords and needs no splice to form an endless belt.

NFT - Nylon Fabric on Teeth.

NFB - Nylon Fabric on Back.

Open-End - Generally, a belt that must be spliced together via a finger joint or a mechanical joint to form an endless belt. Belts can also be used in open-end configuration, as is common in linear motion drives.

Polyurethane - A high-grade plastic with better abrasion, cut, impact, and tear resistance than rubber or many other plastics (also known as Urethane).


PU - The abbreviation of Polyurethane.

Shore Hardness - The scale by which a polyurethane component is measured for hardness, typically expressed as "shore A."

Thermoplastic - A urethane which can be repeatedly softened or melted and which will harden to a new shape when cooled. Thermoplastic materials can be heated to become re-moldable and weld-able. This allows thermoplastic belts to be easily spliced by reheating the material and melting it to form an endless belt via a joint or splice.

Thermoset - A urethane which cures using heat (or catalyst). The material is chemically cross-linked and cannot be reprocessed. Thermosets, unlike thermoplastics, can be used at elevated temperatures. An irreversible cure - Thermoset materials cannot be melted and reshaped after it is cured. Not able to weld cleats.

Truly Endless - A construction that yields a long length truly endless (no splice) belt without the need for a mandrel. Our Megaflex® is an example of this type of construction.



Jason Pulleys & Bushings

Jason/Megadyne offers a comprehensive line of pulleys and bushings for V-belts and synchronous/timing applications. Contact Jason/Megadyne Customer Service for complete product information.

Light Duty Pulleys - Light duty cast iron pulleys are machined from gray cast iron. They are statically balanced, painted and are individually packaged. Available in single and double groove. Bushings are ordered separately.

- AK Pulleys fit 3L, 4L and A section
- BK Pulleys fit 4L, A, 5L and B section

Variable Pitch Pulleys - Available in single (1VP) and double (2VP) groove. Includes hollow head set screws and keyseat. Jason standard pulleys can be used as a companion pulley. Available in various bore sizes. Fits 3L, 4L, 5L, A or B belt sections.

AL (Blower) Pulleys - AL Pulleys for Light Duty Applications. Cast Aluminum construction. Includes set screw and keyseat. Not to be used with drives rated for "AX" belt (cogged raw edge).

QD Pulleys and Bushings - QD pulleys and bushings are available for heavy duty applications. They are statically balanced and painted, and are individually packaged, sealed in plastic wrap.

- A/B Combination up to 6 grooves
- C section up to 8 grooves
- D section up to 10 grooves
- 3V section up to 10 grooves
- 5V section up to 6 grooves

Synchronous/Timing Pulleys - Jason supplies complete drives, including metric pulleys and clamping belt plates made to standard and custom specifications. Available in aluminum or steel, Jason's pulleys are manufactured to precise tolerances to assure a perfect fit between belt and pulley. Timing pulleys are balanced, painted and available in all standard pitches for quick delivery. Contact Jason Customer Service for more information.

Non-Stock/Made-To-Order - If you do not find the pulley you need in this catalog, please contact Jason/Megadyne Customer Service. Jason can supply quotations on virtually any non-stock or made-to-order pulley with special features or construction. Jason is often able to supply the product with minimal delays on a special order basis.



PULLEYS & BUSHINGS




Light & Heavy Duty Industrial Pulleys & Bushings


- Individually Bagged/Packaged for Protection
- Individually Bar-Coded

Not all items in stock at all locations. Please contact Jason/Megadyne Customer Service for complete product information.


Light Industrial Duty Pulleys & Bushings




- AK - Bored to Size** - 1.75" through 15.75" diameter
- BK - Bored to Size** - 1/2" through 1-7/16" diameter



- AK - Bushed** - Pulley 3" through 18.75" diameter
- BK - Bushed** - "H" Bushed Sheave reduces inventory & increases selection
- H - Bushings** - 5/8" through 1-3/8" bore range



- Variable Pitch Pulleys**
 - 1VP and 2VP Variable Pitch
 - Fits 3L, 4L/A, 5L/B, A, B or 5V Belts
 - 2-1/2" through 7-1/2" diameter
 - 1/2" through 1-5/8" bore




- AL (Blower) Pulleys**
 - Bored to size with 5/8" through 1" diameter
 - 5" through 12" diameter pulley

Heavy Duty Pulleys & Bushings - For Industrial Drive Systems



- QD Pulleys & Bushings**
 - 3.57" through 58" diameter
 - Single through 8 groove pulleys
 - JA, H, SH, SDS, SD, SK, SF, E, F, J, M, N, P Bushings
 - 5/8" through 6" bore



- TB Pulleys & Bushings**
 - Pulley used with double split taper bushings
 - 3.75" through 12.75" diameter
 - P1 & Q1 Bushings from 5/8" through 1-15/16"

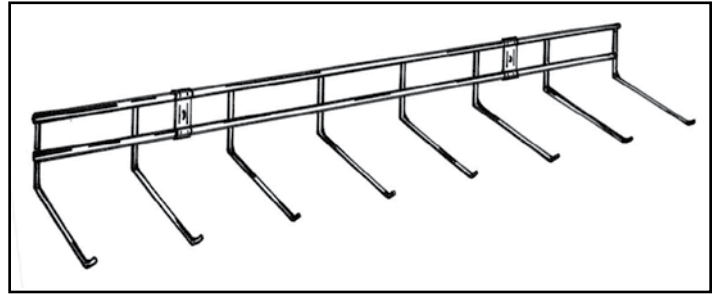
V-BELT ACCESSORIES



V-Belt Display

Display up to 184 belts at once. 46 hooks hold up to four belts each. Display height is 30", width 42", 25" deep. Includes header sign and bracket accessories for easy set-up.


PART NUMBER: WFD-42



V-Belt Wall Rack

36" long mounting rack with eight 8" hooks provided. Includes two brackets for quick, easy, durable mounting.

PART NUMBER: WHD-7



Sheave Gauge

Can be used to determine both Sheave and Belt size. Check for sheave wear to determine when a replacement is necessary.

PART NUMBER: G001



110" Belt Measurer

Measures all size industrial belts up to 110" in ranges of 3/8", 1/2" and 5/8" accurately and efficiently.


PART NUMBER: 32-9108



Tension Tester Gauge

Assures proper belt tension and installation.

PART NUMBER: TESTER





TECHNICAL DATA

Belt Tensioning Instructions - Timing, V-Belt & Multi-Rib

TIMING BELT

Standard and timing belts should be installed to fit pulleys snugly, neither too tight nor too loose. The belt's positive grip eliminates the need for high initial tension. When a belt is installed with a snug but not overly tight fit, longer belt life, less bearing wear and more quiet operation will result. Overtight belts can cause early failure and should be avoided. With high torque, a loose belt may "jump teeth" upon startup. If such occurs, the tension should be increased gradually until satisfactory operation is achieved.

To properly tension a timing belt, place belt on pulleys and adjust takeup until the belt teeth mesh securely with the pulley grooves. Measure belt span "t," then tighten belt so that it deflects 1/64-inch for every inch of belt span when a force as specified in the table below is applied to the top of the belt. For belts wider than two inches, a metal or wooden strip 3/4 to 1-inch wide should be placed across the belt.

The following range of deflection forces are normally adequate for drive installation. Actual installation tension required depends on peak loads, system rigidity, number of teeth in mesh, etc.

Timing Belt Tensioning Deflection Force Table

Belt Pitch	Belt Width	Deflection Force	Wt. (kg/m/in)
MXL (.080-in.)	1/8-inch	1 oz	Weight Belt
	3/16-inch	1 - 1-1/2 oz	
	1/4-inch	2 oz	
	5/16-inch	2 - 2-1/2 oz	
XL (1/5-in.)	1/4-inch	2-1/2 oz	0.064
	5/16-inch	3 oz	
	3/8-inch	3-1/2 oz	
L (3/8-in.)	1/2-inch	7 oz	0.087
	3/4-inch	11 oz	
	1-inch	1 lb	
H (1/2-in.)	3/4-inch	2 lbs	0.103
	1-inch	2-1/2 lbs	
	1-1/2-inch	4 lbs	
	2-inch	5-1/2 lbs	
XH (7/8-in.)	2-inch	7-1/2 lbs	0.274
	3-inch	11-1/2 lbs	
	4-inch	16-1/2 lbs	
XXH (1-1/4-in.)	2-inch	9 lbs	0.523
	3-inch	14 lbs	
	4-inch	20 lbs	
	5-inch	26 lbs	

Belt Pitch	HTB** Wt. (kg/m/mm)	TIGER** Wt. (kg/m/mm)
3M	0.0024	—
5M	0.0041	—
8M	0.0059	0.0063
14M	0.0102	0.0096

*See page 73 for deflection forces

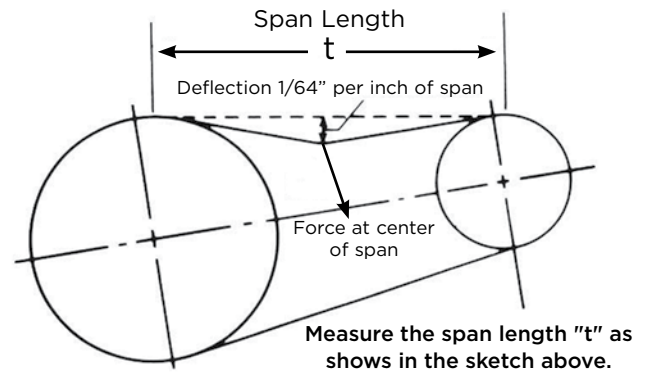
Multi-Rib Deflection Force Table

Belt Pitch Cross Section	Small Sheave Diameter Range	Force "F" Lbs. Per Rib	Weight kg/m/rib
J	1.32-1.67	0.4	0.008
	1.77-2.20	0.5	
	2.36-2.95	0.6	
L	2.95-3.74	1.7	0.032
	3.94-4.92	2.1	
	5.20-6.69	2.5	
M	7.09-8.82	6.4	0.110
	9.29-11.81	7.7	
	12.40-15.75	8.8	

V-BELT & MULTI-RIB SERIES

V-belt tensioning adjustment can be made using a tension gauge or other type spring scale, using the following procedure. After seating the belts in the groove and adjusting center distance so as to take up slack in the belts, further increase the tension until only a slight bow on the slack side is apparent while the drive is operating under load. Stop the drive and, using the gauge, measure the force necessary to depress one of the center belts 1/64-inch for every inch of belt span (see sketch below).

For example, a deflection for a 50-inch belt span is 50/64ths, or 25/32-inch. The amount of force required to deflect the belt should compare with the deflection forces noted in the chart below. Also notice for V-belts the deflection forces vary from the initial "run-in" values, which are greater (reflecting higher run-in tensioning) to the "normal" values for after the run-in period.

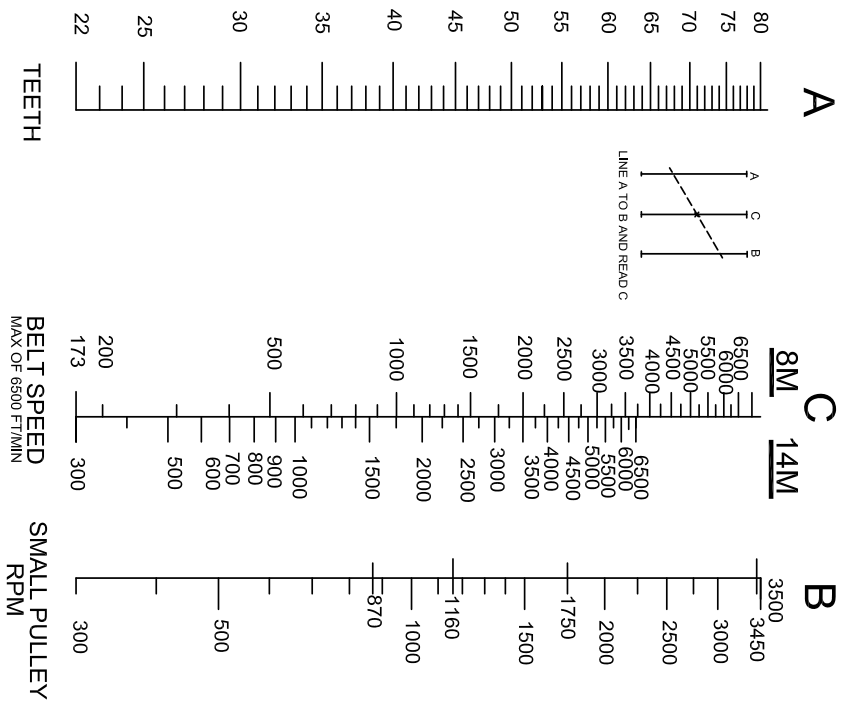


Standard V-Belt Tensioning Deflection Force Table

Belt Cross Section	Smaller Pulley Diameter Range (in.)	Deflection Force Run-In (lbs.)	Normal (lbs.)	Weight kg/m		
A	3.0-3.6	3-3/8	2-1/4	A = 0.13		
	3.8-4.8	4-1/4	2-7/8			
	5.0-7.0	5-1/8	3-3/8			
AX	3.0-3.6	4-1/8	2-3/4	AX = 0.12		
	3.8-4.8	5	3-1/4			
	5.0-7.0	6	4			
B	3.4-4.2	4	2-5/8	B = 0.19 RB = 0.27/RIB		
	4.4-5.2	6	4			
	5.4-9.4	7-1/8	5-1/4			
BX	3.4-4.2	5-1/4	3-1/2	BX = 0.19		
	4.4-5.2	7-1/8	4-3/4			
	5.4-9.4	9	6			
C	7.0-9.0	11-1/4	7-1/2	C = 0.33 RC = 0.42/RIB		
	9.5-16.0	15-3/4	10-1/2			
	CX	7.0-9.0	13-1/2		9	CX = 0.31
9.5-16.0		17-1/2	11-3/4			
D		12.0-16.0	24-1/2	16-1/2	D = 0.64	
	18.0-22.0	33	22			
	E	21.6-27.0	48	32		E = 0.98
3V		3.40-4.20	6	4	3V = 0.08 R3V = 0.12/RIB	
		4.20-10.6	7	5		
	3VX	2.20-3.65	7	5		3VX = 0.07 R3VX = 0.09/RIB
4.12-10.6		8	6			
5V		7.10-10.9	16	8-12	5V = 0.20 R5V = 0.30/RIB	
	11.8-16.0	20	10-15			
	5VX	4.40-10.9	18	10-14		5VX = 0.18 R5VX = 0.23/RIB
11.8-16.0		22	12-18			
8V		12.5-17.0	36	18-27	8V = 0.59 R8V = 0.70/RIB	
	18.0-22.4	40	20-30			



Simplified Tensioning for ISORAN® Belts

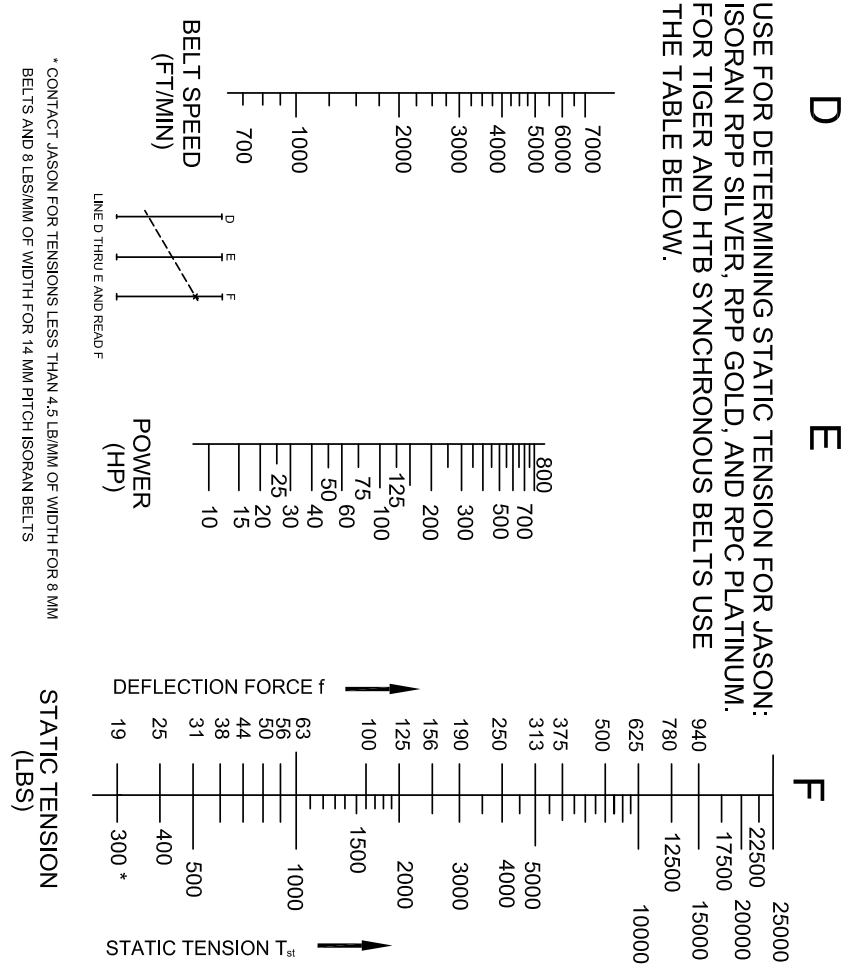


BELT SPEED CALCULATOR

NOTES:
USE THESE GRAPHS TO DETERMINE THE APPROXIMATE STATIC TENSION FOR JASON RPP SILVER, RPP GOLD, AND RPC PLATINUM.

THIS IS A SIMPLIFIED METHOD FOR DETERMINING RECOMMENDED STATIC TENSIONS AND WITH ALL SIMPLIFIED METHODS, USE OF THESE GRAPHS MAY NOT GIVE OPTIMUM BELT LIFE. THE TABLES ARE BASED ON PRIME MOVERS HAVING AN OVERLOAD TORQUE FROM 150% TO 250% OF RATED TORQUE. FOR NORMAL TORQUE MOTORS, THE TENSIONS CAN BE DECREASED BY 10% (1 x 0.9) AND, FOR HIGH TORQUE MOTORS, THE TENSIONS SHOULD BE INCREASED BY 17% (1 x 1.17). IF IN DOUBT, REFER TO THE APPROPRIATE DESIGN MANUAL OR CONTACT JASON ENGINEERING. STATIC TENSIONS AND DEFLECTION FORCES ARE ±25%. USE RATED MOTOR POWER TO DETERMINE STATIC TENSIONS.

USE FOR DETERMINING STATIC TENSION FOR JASON: ISORAN RPP SILVER, RPP GOLD, AND RPC PLATINUM. FOR TIGER AND HTB SYNCHRONOUS BELTS USE THE TABLE BELOW.



BELT STATIC TENSION CALCULATOR

ADDITIONAL STATIC TENSION FOR SPEED **		
ISORAN RPP SILVER	8 mm	14 mm
ISORAN RPP GOLD	1.1	2.0
ISORAN RPC PLATINUM	1.0	1.8

** MULTIPLY THE FACTOR BY THE BELT WIDTH IN MM TO ARRIVE AT THE ADDITIONAL TENSION

ISORAN BELT MASS FACTORS (Kg/mmm)		
ISORAN RPP SILVER	0.0088	0.0101
ISORAN RPP GOLD	0.0055	0.0101
ISORAN RPC PLATINUM	0.0048	0.0089

TIGER AND HTB BELTS DEFLECTION FORCE ^{xx}					
PITCH	HTB BELT DRIVES		TIGER BELT DRIVES		DEFLECTION FORCE (LBS)
	HTB WIDTH (mm)	DEFLECTION FORCE (HTB & TIGER) (LBS)	TIGER WIDTH (mm)	DEFLECTION FORCE (TIGER) (LBS)	
8mm	20	3-5	12	3-5	4-8
	30	4-8	22	4-8	8-13
	50	10-15	35	8-13	16-25
14mm	40	8-16	20	5-11	12-22
	55	12-26	42	12-22	20-40
	85	21-46	65	30-60	42-85
	115	30-60	90	30-60	
	170	45-80	120	42-85	

^{xx} MULTIPLY DEFLECTION FORCE BY 16 FOR APPROXIMATE BELT STATIC TENSION.

TECHNICAL DATA



TECHNICAL DATA

Sheave Dimension Information - According to ARPM (RMA) Standard IP-20 (2007) (A, B, C, AX, BX, CX, AA, BB, CC)

TABLE I-1 STANDARD GROOVE DIMENSIONS (INCHES)													DESIGN FACTORS	
Cross Section	Datum Diameter Range	α Groove Angle $\pm 0.33^\circ$	b_d ref	b_g		h_g Min	$2h_d$ Ref	R_B Min	d_B ± 0.0005	S_g ± 0.025	S_e		Minimum Recommended Datum Diameter	$2a_p$
A, AX	Up thru 5.4 Over 5.4	34 38	0.418	0.494 0.504	± 0.005	0.460	0.250	0.151 0.152	0.4375 (7/16)	0.625	0.375	+0.090 -0.062	A 3.0 AX 2.2	0
B, BX	Up thru 7.0 Over 7.0	34 38	0.530	0.637 0.650	± 0.006	0.550	0.350	0.192 0.193	0.5625 (9/16)	0.750	0.500	+0.120 -0.065	B 5.4 BX 4.0	0
A, AX & B, BX Combination	A, AX Belt Up thru 7.4(1) Over 7.4	34 38	(2) 0.508	0.612 0.625	± 0.006	0.612	0.634 (3) 0.602	0.233 0.229	0.5625 (9/16)	0.750	0.500	+0.120 -0.065	A 3.6 (1) AX 2.8	0.38
	B, BX Belt Up thru 7.4(1) Over 7.4	34 38		0.612 0.625	± 0.006		0.268 (3) 0.276	0.233 0.229					B 5.7(1) BX 4.3	-0.08
C, CX	Up thru 7.99 Over 7.99 - 12.0 Over 12.0	34 36 38	0.757	0.879 0.887 0.895	± 0.007	0.750	0.400	0.279 0.280 0.282	0.7812 (25/32)	1.000	0.688	+0.160 -0.070	C 9.0 CX 6.8	0
D	Up thru 12.99 Over 12.99 - 17.0 Over 17.0	34 36 38	1.076	1.259 1.271 1.283	± 0.008	1.020	0.600	0.416 0.417 0.418	1.1250 (1 1/8)	1.438	0.875	+0.220 -0.080	13.0	0

(1) Diameters shown for combination groove are outside diameters. A specific datum does not exist for either A or B belts in combination grooves.

(2) The b_d value for combination grooves is the "constant width" point, but does not represent a datum width for either A or B belts ($2h_d = 0.340$ reference).

(3) $2h_d$ values for combination groove are calculated based on b_d for A and B grooves.

NOTE: For Double-Sided AA, BB, CC, the minimum recommended datum diameter for A, B, C section is used.

TABLE I-1 DEEP GROOVE DIMENSIONS (INCHES)													DESIGN FACTORS	
Cross Section	Datum ¹⁾ Diameter Range	α Groove Angle $\pm 0.33^\circ$	b_d ref	b_g		h_g Min	$2h_d$ Ref	R_B Min	d_B ± 0.0005	S_g ± 0.025	S_e		Minimum Recommended Datum Diameter	$2a_p$
B, BX	Up thru 7.0 Over 7.0	34 38	0.530	0.747 0.774	± 0.006	0.730	0.710	0.014 0.015	0.5625 (9/16)	0.875	0.562	+0.120 -0.065	B 5.4 BX 4.0	0.36
C, CX	Up thru 7.99 Over 7.99 - 12.0 Over 12.0	34 36 38	0.757	1.066 1.085 1.105	± 0.007	1.055	1.010	-0.024 -0.022 -0.020	0.7812 (25/32)	1.250	0.812	+0.160 -0.070	C 9.0 CX 6.8	0.61
D	Up thru 12.99 Over 12.99 - 17.0 Over 17.0	34 36 38	1.076	1.513 1.541 1.569	± 0.008	1.435	1.430	0.005 0.005 0.006	1.1250 (1 1/8)	1.750	1.062	+0.220 -0.080	13.0	0.83

(1) The A/AX, B/BX combination groove should be used when deep grooves are required for A or AX belts.

RMA IP-20 (2007)
Part 1 (Inch-Pound Units)

Summation of the deviations from " S_g " for all grooves in any one sheave shall not exceed ± 0.050 inches.

The variation of datum diameter between the grooves in any one sheave must be within the following limits:

Up to 19.9 inches outside diameter and up through 6 grooves: 0.010 (add 0.0005 in. for each additional groove).

20.0 inches and over on outside diameter and up through 10 grooves: 0.015 inches (add 0.0005 inches for each additional groove).

This variation can be obtained easily by measuring the distance across two measuring balls or rods placed diametrically opposite each other in a groove. Comparing this "diameter over balls and rods" measurement between grooves will give the variation in datum diameter.

Deep groove sheaves are intended for drives with belt offset such as quarter-turn or vertical shaft drives. (See RMA Power Transmission Belt Technical Information Bulletin IP-3-10, V-Belt Drives with Twist.)

Joined belts will not operate in deep groove sheaves. Also, A and AX Joined Belts will not operate in A/AX and B/BX combination grooves.

Sheave Dimension Information - According to ARPM (RMA) Standard IP-20 (2007) (A, B, C, AX, BX, CX, AA, BB, CC)

SHEAVES

Groove Dimensions: Groove angles and dimensions for sheaves shall conform to Table I-1 and Figure I-1.

Face Width of Sheaves: Face width of sheaves for multiple belt drives shall be in accordance with Table I-1 and Figure I-1.

Keyways for Sheaves: Keyways in the hubs of sheaves shall conform to the dimensions and tolerances shown in MPTA-B1 - Bore and Keyway Tolerances for V-Belted Sheaves.

Balance: Sheaves shall be balanced to conform to MPTA-B2C - Standard Practice for Sheave/Pulley Balancing.

Finish: The machined surface finish of various areas of transmission sheaves shall conform with MPTA-B4 - Standard Surface Finish for Transmission Pulleys.

These standards are available at www.mpta.org.

OTHER SHEAVE TOLERANCES

Outside Diameter: Up through 8.0 inches outside diameter ± 0.020 inches. For each additional inch of outside diameter, add ± 0.005 inches.

Radial Runout:** Up through 10.0 inches outside diameter 0.010 inches. For each additional inch of outside diameter, add 0.0005 inches.

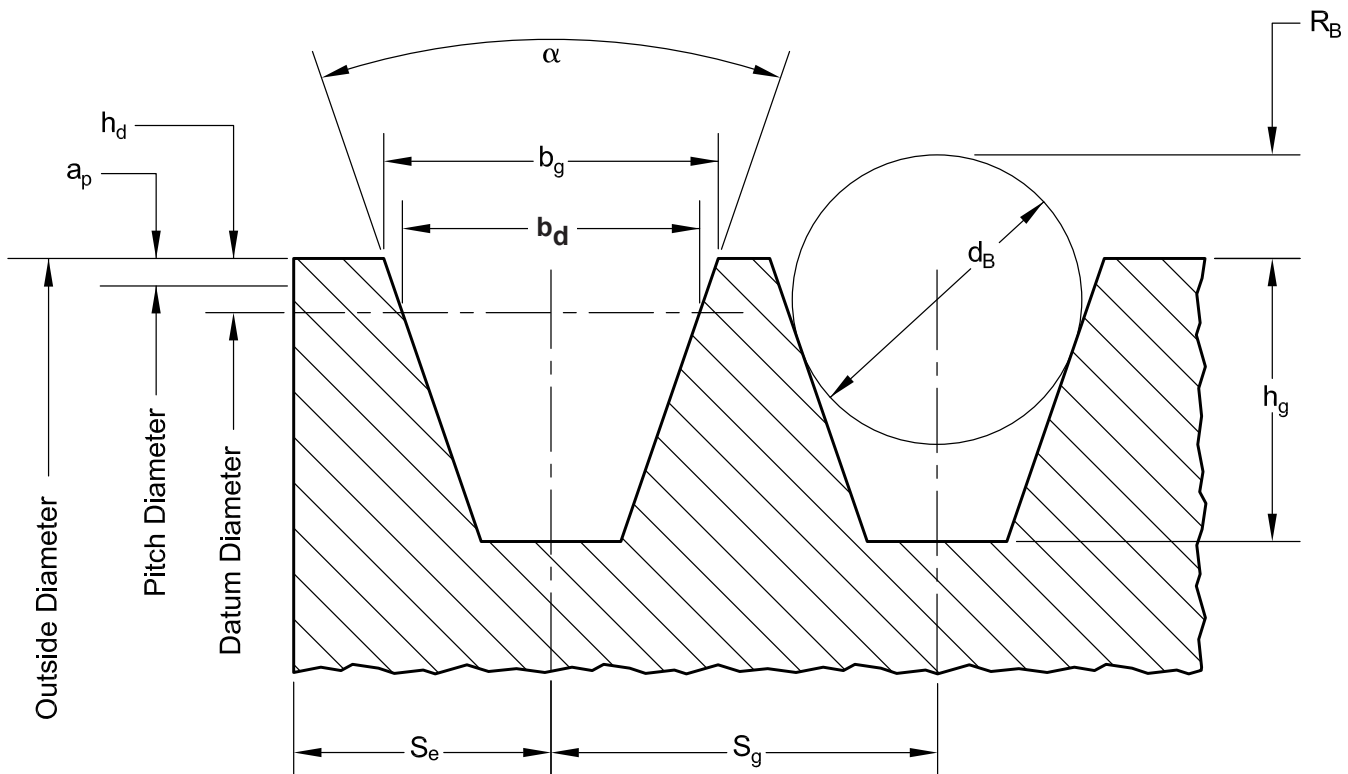
Axial Runout:** Up through 5.0 inches outside diameter 0.005 inches. For each additional inch of outside diameter, add 0.001 inches.

Face Width of Standard and Deep Groove Sheaves: Face Width = $S_g (N_g - 1) + 2S_e$
Where: N_g = Number of Grooves

RMA IP-20 (2007)
Part 1 (Inch-Pound Units)

**Total Indicator Reading

Figure I-1 - GROOVE DIMENSIONS





TECHNICAL DATA

Sheave Dimension Information - According to ARPM (RMA) Standard IP-22 (2007) (3V, 5V, 8V, 3VX, 5VX)

TABLE I-1 STANDARD GROOVE DIMENSIONS (INCHES)										DESIGN FACTORS	
Cross Section	Standard Groove Effective Diameter	Groove Angle ±0.25°	b _g ±0.005	b _e Ref.	h _g Min.	R _B Min	d _B ±0.0005	S _g ±0.015	S _e	Minimum Recommended Effective Diameter	2a _p 2h _e
3V 3VX	Up through 3.49	36	0.350	0.350	0.340	0.181	0.3438	0.406	0.344 +0.094 -0.031	3V: 2.65 3VX: 2.20	0
	Over 3.49 to and including 6.00	38				0.184					
	Over 6.00 to and including 12.00	40				0.186					
	Over 12.00	42				0.189					
5V 5VX	Up through 9.99	38	0.600	0.600	0.590	0.330	0.5938	0.688	0.500 +0.125 -0.047	5V: 7.10 5VX: 4.40	0
	Over 9.99 to and including 16.00	40				0.333					
	Over 16.00	42				0.337					
8V	Up through 15.99	38	1.000	1.000	0.990	0.576	1.0000	1.125	0.750 +0.250 -0.062	12.50	0
	Over 15.99 to and including 22.40	40				0.581					
	Over 22.40	42				0.586					

TABLE I-1 DEEP GROOVE DIMENSIONS (INCHES)										DESIGN FACTORS	
Cross Section	Standard Groove Effective Diameter	Groove Angle ±0.25°	b _g ±0.005	b _e Ref.	h _g Min.	R _B Min	d _B ±0.0005	S _g ±0.015	S _e	Minimum Recommended Effective Diameter	2a _p 2h _e
3V 3VX	Up through 3.49	36	0.421	0.350	0.449	0.073	0.3438	0.500	0.375 +0.094 -0.031	3V: 2.65 3VX: 2.20	0.218
	Over 3.49 to and including 6.00	38	0.425			0.076					
	Over 6.00 to and including 12.00	40	0.429			0.079					
	Over 12.00	42	0.434			0.080					
5V 5VX	Up through 9.99	38	0.710	0.600	0.750	0.172	0.5938	0.812	0.562 +0.125 -0.047	5V: 7.10 5VX: 4.40	0.320
	Over 9.99 to and including 16.00	40	0.716			0.176					
	Over 16.00	42	0.723			0.178					
8V	Up through 15.99	38	1.180	1.000	1.252	0.317	1.0000	1.312	0.844 +0.250 -0.062	12.50	0.524
	Over 15.99 to and including 22.40	40	1.191			0.321					
	Over 22.40	42	1.201			0.326					

RMA IP-22 (2007)
Part 1 (Inch-Pound Units)

Summation of the deviations from "S_g" for all grooves in any one sheave shall not exceed ±0.031 inches.

The variations in effective diameter between the grooves in any one sheave shall be within the following limits:

Up through 19.9 inches effective diameter and up through 6 grooves: 0.010 (add 0.0005 in. for each additional groove).

20.0 inches and over on effective diameter and up through 10 grooves: 0.015 inches and (add 0.0005 inches for each additional groove).

This variation can easily be obtained by measuring the distance across two measuring balls or rods placed in the grooves diametrically opposite each other. Comparing the "diameter over balls or rod" measurement between grooves will give the variation in effective diameter.

Deep groove sheaves are intended for drives with belt offset such as quarter-turn or vertical shaft drives. (See RMA IP-3-10 - Power Transmission Belt Technical Bulletin - V-Belt Drives With Twist and Non-Alignment Including Quarter Turn.)

Joined belts will not operate in deep groove sheaves.

Sheave Dimension Information - According to ARPM (RMA) Standard IP-22 (2007) (3V, 5V, 8V, 3VX, 5VX)

SHEAVES

Groove Dimensions: Groove angles and dimensions for sheaves shall conform to Table I-1 and Figure I-1 or Figure I-2.

Face Width of Sheaves: Face width of sheaves for multiple belt drives shall be in accordance with Table I-1 and Figure I-1 or I-2.

Keyways for Sheaves: Keyways in the hubs of sheaves shall conform to the dimensions and tolerances shown in MPTA-B1 - Bore and Keyway Tolerances for V-Belted Sheaves.

Balance: Sheaves shall be balanced to conform to MPTA-B2C - Standard Practice for Sheave/Pulley Balancing.

Finish: The machined surface finish of various areas of transmission sheaves shall conform with MPTA-B4 - Standard Surface Finish for Transmission Pulleys.

These standards are available at www.mpta.org.

OTHER SHEAVE TOLERANCES

Outside Diameter: Up through 8.0 inches outside diameter ± 0.020 inches. For each additional inch of outside diameter, add ± 0.005 inches.

Radial Runout:** Up through 10.0 inches outside diameter 0.010 inches. For each additional inch of outside diameter, add 0.0005 inches.

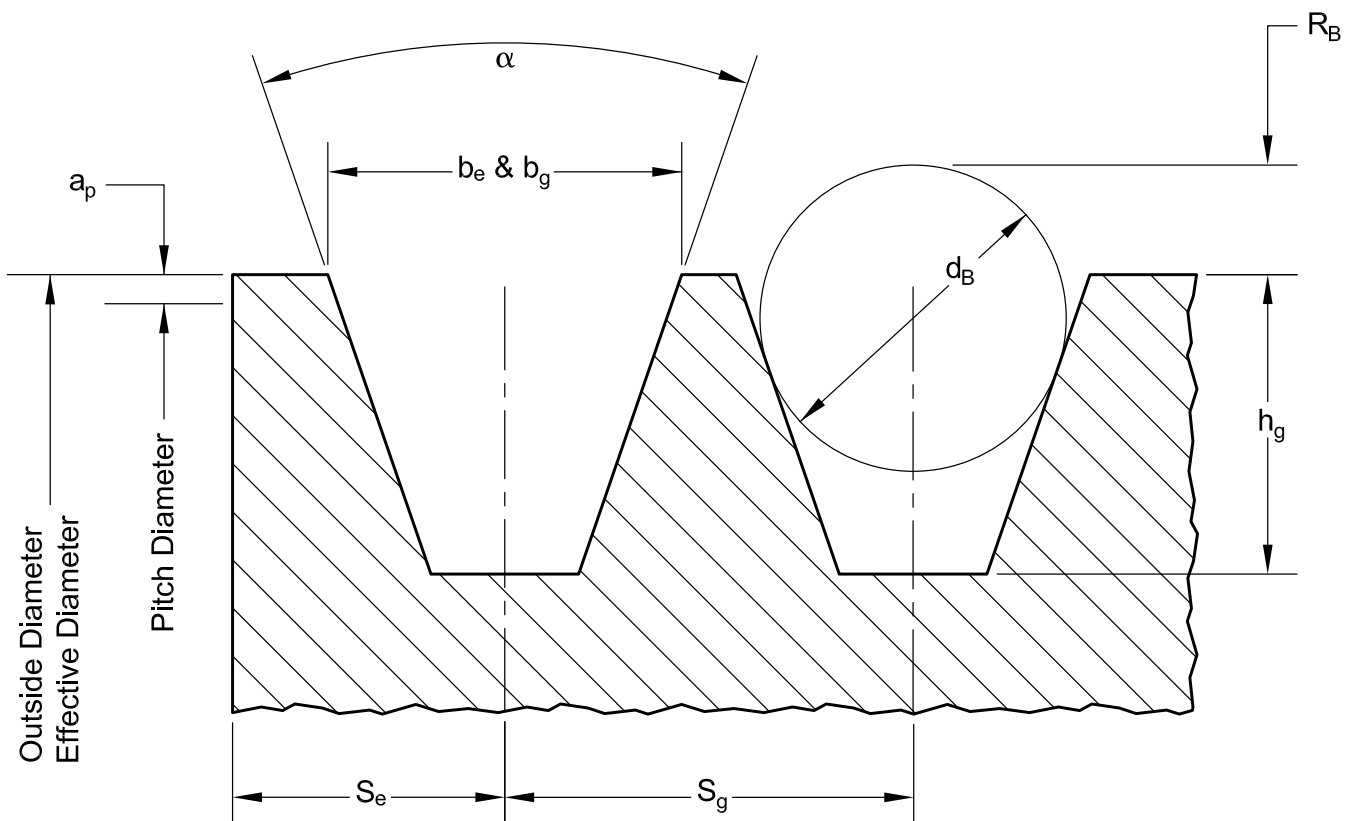
Axial Runout:** Up through 5.0 inches outside diameter 0.005 inches. For each additional inch of outside diameter, add 0.001 inches.

Face Width of Standard and Deep Groove Sheaves: Face Width = $S_g (N_g - 1) + 2S_e$
Where: N_g = Number of Grooves

RMA IP-22 (2007)
Part 1 (Inch-Pound Units)


**Total Indicator Reading

Figure I-1 - STANDARD GROOVE DIMENSIONS





Why Do Belts Fail? Belt Wear/Failure Recognition




Exposure to Oil & Grease

Cause: Belt swelling, exterior softness and bottom envelope seam to open/split.
Remedy: Splash Guards, don't over-lubricate, clean belts/sheaves.




Weathering or "Crazing"

Cause: Belt drive elements, as well as aggravation by small sheaves.
Remedy: Check tension, provide drive protection and replace belt(s).



Cut Bottom & Sidewall

Cause: Belt being pried over sheave during installation, as cut above indicates.
Remedy: Use proper length belts and tension properly when installing.




Severe Localized Wear

Cause: Spin burn caused by a frozen or locked drive sheave not able to turn freely.
Remedy: Determine that drive components turn freely and, if necessary, tighten belt.




Rough Sheave Sidewalls

Cause: Constant slippage due to belt being misaligned on worn sheaves.
Remedy: Use correct belt size. Align or replace sheaves.




Broken Belt

Cause: Rough sheaves and dust build-up can both cause belt failure and severe envelope wear.
Remedy: Shield the drive.



Snub Break

Cause: Cover wear indicates slippage and clean break reveals sudden snap due to non-proper drive tensioning.
Remedy: Maintain proper drive tension.




Abrasion

Cause: Sidewall wear a result of foreign material and rust in sheaves. Belt dropped to bottom of sheave groove.
Remedy: Dust guards to prevent abrasion.




Worn Side Pattern

Cause: Worn or misaligned sheaves.
Remedy: Retension drive to stop slipping, realign sheaves (replace if needed), replace belt if incorrect size.




Oil Deterioration

Cause: Rubber softened by excessive oil exposure, causing deterioration.
Remedy: Splash guards to protect drive against oil.



Cover Fabric Rupture

Cause: Fabric covering ruptured during installation due to belt being pried over belt sheave.
Remedy: Proper installation of belts.




Base Cracking

Cause: Loose tensioning. Belt slippage causes heat build-up and gradual under-cord hardening.
Remedy: New belt. Proper tensioning.




Distorted Belt

Cause: Distortion caused by broken cords or adhesion breakdown.
Remedy: Avoid prying on belts. Check sheaves for recommended diameters.



Ply Separation

Cause: Split along pitch line indicating belt ran on too small diameter of sheave.
Remedy: Install a (x) cogged type belt.



Ruptured Belt

Cause: Ruptured cords in the plies, caused by high shock load on foreign object between belt and sheave groove.
Remedy: Check tension, shield drive.



Slip Burn

Cause: Belt slipping under starting or stalling load.
Remedy: Replace belt and tighten drives until slipping stops.

Synchronous Belt Cross-Reference

	JASON MEGADYNE	GATES	GOODYEAR	CARLISLE	MBL
Highest	PLATINUM ⁽¹⁾	POLY CHAIN GT CARBON ⁽³⁾	FALCON ⁽³⁾		GIGA ⁽³⁾ TORQUE GX ⁽³⁾
	GOLD ⁽²⁾		HTC ⁽³⁾	PANTHER PLUS ⁽²⁾	
Lowest	SILVER ⁽²⁾	POWERGRIP® GT*2 ⁽⁴⁾	HAWK PD ⁽²⁾	RPP PLUS ⁽²⁾	

(1) Compatible with Poly Chain®, RPP® or HTD® pulley groove profile only.

(2) Compatible with RPP® or HTD® pulley groove profile only.

(3) Compatible with Poly Chain® pulley groove profile only.

(4) Compatible with PowerGrip® GT*2 pulley groove profile only.

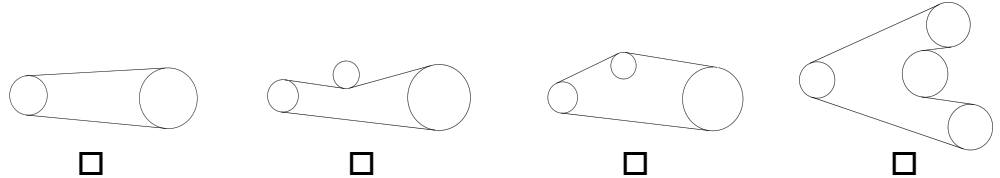
BELT DRIVE DATA SHEET



Company: _____
Address: _____
City: _____ State: _____ Zip Code: _____
Contact Name: _____
Telephone: _____ E-Mail: _____

GENERAL INFORMATION

*Drive Layout:



*What does the drive do:

Model/Project Name: _____ New Design Existing Design

If Existing, Current Supplier? _____ *Number of Units Per Year? _____

MOTOR DATA

*Electric Torque: Std To 250% To 400% Internal Combustion: =>8 =6 =<4 cylinders

*Power (hp) _____ *Speed (rpm) _____ or Existing Pulley: Outside Diameter _____ No. of Teeth _____ Pitch _____

*Shaft Diameter (in.): _____

DRIVEN DATA

*Speed (rpm) _____ or Existing Pulley: Outside Diameter _____ No. of Teeth _____ Pitch _____

*Shaft Diameter (in.): _____

CENTER DISTANCE

*Desired Center Distance (in.): _____ Minimum CD: _____ Maximum CD: _____

OPERATING CONDITIONS

*Daily Duty Cycle (Select One): Intermittent (8 hrs.) Normal (8-16 hrs.) Continuous (16+ hrs.)

Operating Temperature (°F): _____ Oil Water Abrasives

Start-Up: Soft Start Clutch No Load Full Load

ADDITIONAL INFORMATION

*Indicates minimum information required to perform drive calculation.

TERMS, CONDITIONS AND LIMITED WARRANTY OF SALE

All prices, terms and conditions of sale are subject to change without prior notice. Buyer agrees to all terms and conditions of seller upon the placement of any and all purchase orders.

GENERAL

- All orders are subject to a minimum charge of \$25.00.
- All claims must be made within seven (7) days of receipt of merchandise.
- The company reserves the right at all times to reject any and all orders for any reason.

PAYMENT TERMS

- Net 30 days (to approved and qualified accounts).
- We reserve the right to hold shipments against past due accounts.
- Seller may require full or partial payment in advance if, in its sole judgement, the financial condition of the buyer does not justify the terms specified.
- All past due accounts are subject to a late payment charge of 1.5% per month, or maximum allowed by law if different, along with the expenses incidental to collection including reasonable attorney's fees.
- Returned checks are subject to a minimum \$50.00 charge.

ACCEPTANCE, ALTERATION AND CANCELLATION OF ORDERS

Orders for other than standard items or standard lengths may not be cancelled after purchase has been committed, production scheduled or any costs incurred.

RETURN OF DEFECTIVE MERCHANDISE

Defective or failed material to be held at the buyer's premises until authorization has been granted by seller to return or dispose of merchandise. Merchandise to be returned for final inspection must be returned Freight Prepaid in the most economical way. Credit will be issued for material found to be defective upon our inspection based on prices at time of purchase.

MERCHANDISE SHIPPED IN ERROR

Buyer must notify seller immediately on any merchandise shipped in error. Upon notification, merchandise is to be returned to seller either via truck on a Freight Collect basis, via carrier of our choice, or via UPS on a Freight Prepaid basis. Buyer will be reimbursed for cost of merchandise, plus any additional freight which may have been incurred due to shipping error.

MERCHANDISE ORDERED IN ERROR

Standard packaged merchandise only may be returned, provided that the merchandise is in the original buyer's possession not more than 30 days. If merchandise is accepted for return, merchandise must be returned Freight Prepaid, and buyer will be charged a minimum of 15% rehandling charge, plus a chargeback for outbound freight charges if the original order was shipped prepaid. Returns are not accepted for any merchandise that is specifically manufactured to meet the buyer's requirement of either specifications or large quantity.

DELIVERY, DAMAGES, SHORTAGES

Delivery to the initial common carrier shall constitute the delivery to the buyer. Our responsibility, insofar as transportation risks are concerned, ceases upon the delivery of the merchandise in good condition to such a carrier, and all the merchandise shall be shipped at the buyer's risk.

GOODS DAMAGED IN SHIPMENT

Upon receipt of shipment, any evidence of damage to original shipping package must be reported by the receiving party and a claim made with the delivering carrier upon receipt of shipment.

CONCEALED DAMAGE

Any evidence of damage to material shipped, upon the opening of the original shipping package, must be reported by the receiving party to and a claim made with the delivering carrier without delay.

LIMITED WARRANTY

The merchandise or products sold or distributed by Jason Industrial Inc. are warranted to our customers to be free from defects in material and workmanship at the time of shipment by us. All warranty claims shall be made within 90 days after we have shipped the merchandise. Our liability hereunder is limited to the purchase price of any merchandise proved defective, or, at our option, to the replacement of such merchandise upon its authorized return to us.

THIS WARRANTY IS IN LIEU OF AND EXCLUDES ALL OTHER WARRANTIES, EXPRESSED, IMPLIED, STATUTORY, OR OTHERWISE CREATED UNDER APPLICABLE LAW INCLUDING, BUT NOT LIMITED TO, THE WARRANTY OF MERCHANTABILITY AND THE WARRANTY OF FITNESS FOR A PARTICULAR PURPOSE. IN NO EVENT SHALL WE BE LIABLE FOR SPECIAL, INCIDENTAL, OR CONSEQUENTIAL DAMAGES, INCLUDING LOSS OF PROFITS.





- Power Transmission Belting
- Sheaves, Pulleys & Accessories
- Industrial Hose & Couplings
 - Skirtboard Rubber



Fairfield, NJ



Distribution Center
Carol Stream, IL



Tampa, FL



Los Angeles, CA



Dallas, TX



Megadyne America
Charlotte, NC



TBMC - Greenville, SC

Other Jason Industrial Locations:

- Sorocaba - Sao Paulo Brazil
- Mississauga, Ontario Canada
- Azcapotzalco, Mexico
- Edmonton, Alberta Canada
- Dorval, Quebec Canada

Contact Jason Industrial for additional information. Visit us online at
www.jasonindustrial.com



MEGADYNE

Jason Industrial Inc.®
A MEGADYNE GROUP CO.

MEGADYNE HEADQUARTERS

Via Trieste 16, 10075
Mathi (TO) - ITALY
mail@megadyne.it
www.megadyne.it

JASON HEADQUARTERS

340 Kaplan Drive
Fairfield, NJ 07004
Ph: 973-227-4904
Fax: 973-227-1651
www.jasonindustrial.com



**EUROPE
MIDDLE EAST
AFRICA**

- MATHI (Italy)*
- VENICE (Italy)
- MILAN (Italy)*
- MINSK (Belarus)
- PRAGUE (Czech Republic)
- PARIS (France)
- ST. JEANNE DE MAURIENNE (France)*
- LYON (France)
- BORCHEN (Germany)*
- ULM (Germany)
- BUDAPEST (Hungary)
- BYDGOSZCZ (Poland)
- BARCELONA (Spain)*
- DUDLEY (U.K.)
- STOCKHOLM (Sweden)

AMERICAS

- FAIRFIELD, NJ (U.S.A.)
- CAROL STREAM, IL (U.S.A.)
- BELL, CA (U.S.A.)
- TAMPA, FL (U.S.A.)
- DALLAS, TX (U.S.A.)
- PORTLAND, OR (U.S.A.)
- CHARLOTTE, NC (U.S.A.)*
- GREENVILLE, SC (U.S.A.)*
- DORVAL, Quebec (Canada)
- MISSISSAUGA, Ontario (Canada)
- EDMONTON, Alberta (Canada)
- AZCAPOTZALCO (Mexico)
- SAO PAULO (Brasil)
- SOROCABA (Brasil)
- COLOMBIA

ASIA/PACIFIC

- NINGBO (R.P.C.)*
- QINGDAO (R.P.C.)*
- SHANGHAI (R.P.C.)
- FOSHAN (R.P.C.)

*MANUFACTURING FACILITIES